

# InoxSens Catalog





## InoxSens

InoxSens is wenglor's hygienic design for demanding cleaning requirements in the food & beverage and pharmaceuticals industries.

The housing is made of noncorrosive stainless steel and offers IP 69K protection as a standard feature. The InoxSens system is EHEDG and FDA compliant.

Inox (French): stainless steel

# Content

	Page
<b>Introduction</b>	<b>2 - 3</b>
<b>Index</b>	<b>4 - 5</b>
<b>Technical Glossary</b>	<b>6 - 7</b>
<b>System Solution</b>	<b>8 - 11</b>
<b>Photoelectronic Sensors</b>	<b>12 - 39</b>
<b>Reflex Sensors</b>	<b>12-15</b>
Range	Light Source
800 mm	Infrared Light
	Housing
	Ø 20 mm; InoxSens
	Housing Material
	Stainless Steel 316L
	12 - 15
<b>Reflex Sensors with Background Suppression</b>	<b>16-21</b>
Range	Light Source
100 mm	Red Light
	Housing
	Ø 20 mm; InoxSens
	Housing Material
	Stainless Steel 316L
	16 - 19
120 mm	Red Light
	Housing
	Ø 20 mm; InoxSens
	Housing Material
	Stainless Steel 316L
	20 - 21
<b>Retro-Reflex Sensors for Clear Glass Recognition</b>	<b>22-27</b>
Range	Light Source
4000 mm	Red Light
	Housing
	Ø 20 mm; InoxSens
	Housing Material
	Stainless Steel 316L
	22 - 27
<b>Through-Beam Sensors</b>	<b>28-33</b>
Range	Light Source
4000 mm	Red Light
	Housing
	Ø 20 mm; InoxSens
	Housing Material
	Stainless Steel 316L
	28 - 33
<b>Fork Sensors</b>	<b>34-39</b>
Range	Light Source
50 mm	Laser (red)
	Housing
	Fork Width 50 mm
	Housing Material
	Stainless Steel 316L
	34 - 35
120 mm	Laser (red)
	Housing
	Fork Width 120 mm
	Housing Material
	Stainless Steel 316L
	36 - 37
220 mm	Laser (red)
	Housing
	Fork Width 220 mm
	Housing Material
	Stainless Steel 316L
	38 - 39
<b>Inductive Sensors</b>	<b>40 - 45</b>
<b>Inductive Sensors with Full-Metal Housing</b>	<b>40-45</b>
Range	Mounting
4 mm	flush
	Housing
	M12 × 1
	Housing Material
	Stainless Steel 316L
	40
6 mm	non-flush
	Housing
	M12 × 1
	Housing Material
	Stainless Steel 316L
	41
8 mm	flush
	Housing
	M18 × 1
	Housing Material
	Stainless Steel 316L
	42
12 mm	non-flush
	Housing
	M18 × 1
	Housing Material
	Stainless Steel 316L
	43
15 mm	flush
	Housing
	M30 × 1,5
	Housing Material
	Stainless Steel 316L
	44
25 mm	non-flush
	Housing
	M30 × 1,5
	Housing Material
	Stainless Steel 316L
	45

## Fluid Sensors

46 - 67

### Pressure Sensors

46-47

Range	Process Connection	Housing	Housing Material	
0...40 bar	G 1/2" CIP-capable	Ø 60 mm; 49 mm	1.4404; PC; EPDM	46 - 47

### Flow Sensors

48-59

Range	Process Connection	Housing	Housing Material	
10...300 cm/s	G 1/2" CIP-capable	Ø 60 mm; 49 mm	1.4404; PC; EPDM	48 - 49
10...400 cm/s	Clamp diameter: 50,5 mm Cutting/locking ring Sealing cone M18 × 1,5	Ø 27 mm	1.4404	50 - 59

### Temperature Sensors

60-67

Range	Process Connection	Housing	Housing Material	
0...140 °C	G 1/2" CIP-capable	Ø 60 mm; 49 mm	1.4404; PC; EPDM	60 - 61
-50...150 °C	Cutting/locking ring Sealing cone M18 × 1,5	Ø 27 mm	1.4404	62 - 67

## System Components and Software

68 - 91

### Mounting Tubes with InoxLock

68-73

### Mounting Consoles for Ø 20 mm

74-77

### Mounting Clamps for Ø 20 mm

78-79

### Reflectors in Stainless Steel Protection Housing

80-83

### Protection Housings

84-87

### Mounting Technology

88-89

### Complementary Accessories

90-91

## Connection Diagrams

92 - 93

## Index alphabetical

94

# Technical Glossary

## 3

### 3-A SSI:

3-A SSI is an organization which sets standards in the field of food and beverages in close cooperation with the FDA. It's comparable with the EHEDG in Europe. Components in closed processes (e. g. piping) can be certified by 3A. Certified components bear the 3A logo. Components in open processes (e. g. conveyor belts) cannot be certified.

## C

### CE Mark:

Represents the manufacturer's declaration that any product bearing such a mark is in compliance with applicable European standards and directives. The CE mark is neither a seal of quality nor a mark of conformity, but rather serves to facilitate free commercial trade within the EU.

### CIP:

Clean in place: CIP is an automated process for cleaning systems. The surfaces of the system which come into contact with the product are cleaned without any significant dismantling. A reproducible process is made possible by precisely specifying cleaning agents, pressures, temperatures and times. The advantages of CIP include process reliability, as well as documentation and validation of cleaning.

## D

### Degree of Protection:

The specified degree of protection indicates whether or not the device is protected against contact, penetration by solid particles of a specified size and moisture.

IP20 (DIN EN 60529): Protection against penetration by solid particles with diameters larger than 12 mm. No special protection against penetration by water.

IP40 (DIN EN 60529): Protection against penetration by solid particles with diameters larger than 1 mm. No special protection against penetration by water.

IP42 (DIN EN 60529): Protection against penetration by solid particles with diameters larger than 1 mm. Protection against dripping water falling at an inclined angle.

IP54 (DIN EN 60529): Protection against dust deposits, full contact protection, protection against splash-water from all directions.

IP65 (DIN EN 60529): Full contact protection for voltage conducting components, protection against penetration by dust, protection against water jet streams.

IP67 (DIN EN 60529): Full contact protection for voltage conducting components, protection against penetration by dust, protection against submersion in water under specified conditions: at a depth of 1 metre for a duration of 30 minutes.

IP68 (wenglor specification): Full contact protection for voltage conducting components, protection against penetration by dust, protection against submersion in water under specified conditions: 1 metre for a duration of 7 days.

IP69K (ISO 20653): Full contact protection for voltage conducting components, protection against penetration by dust, protection against water high pressure/steam jet cleaning (80-100 bar, 80 °C).

The degree of protection depends upon the utilised plug for devices with plug connectors.

In rare cases, extreme temperature fluctuations/temperature shock, even within the admissible range, may result in a reduced degree of protection due to different thermal expansion coefficients of the housing materials used. Direct exposure to sunlight may also result in damage to the housing.

## E

### Ecolab:

Ecolab is the company name of a cleaning agent manufacturer. Ecolab tests materials for compatibility with their own cleaning agents.

### EHEDG:

European Hygienic Engineering & Design Group. The EHEDG provides design guidelines in accordance with which systems used in the food zone should be designed and laid out. The EHEDG was founded in 1989, and is a non-governmental organization. By means of its guidelines, the EHEDG provides a basis for the CEN (European Committee for Standardization). These guidelines are incorporated into various standards, for example the DIN EN 1672-2 standard. The EHEDG has a legitimate claim to compliance within the international market as well. It works together with the -> NSF and -> 3A in the USA. The goal is international harmonization of standards and guidelines. The EHEDG evaluates the design and cleanability of systems and equipment used in closed processes, for example piping. Installation, care and maintenance are taken into consideration. Testing and certification of sensors in an open process (e. g. conveyor belt) is not conducted (<http://www.ehedg.org>).

## F

### FDA:

Food and Drug Administration. American public authority for the safety of food and drugs. US public authority which enforces law with the objective of protecting public health in the USA. The FDA controls the safety and the effectiveness of human and veterinary drugs, biological products, medical products, foodstuffs and devices which emit radiation. This applies to products manufactured in the USA, as well as imported products. The improvement of public health is also one of the FDA's tasks. There are FDA approved materials and chemicals, which are listed by the -> CFR.

## G

### GMP:

Good Manufacturing Practice. GMP is a collection of guidelines for assuring the quality of production sequences and the production environment for manufacturing drugs, food and fodder. Quality assurance plays a central role in pharmaceuticals manufacturing, because deviations from specified quality characteristics may have direct effects on the health of the consumer. A GMP compliant quality management system assures product quality and fulfills requirements stipulated by the health authorities which are binding for product marketing.

## I

### IFS:

International Food Standard. The IFS is a private organization. IFS auditors approve food production facilities. The product quality of the food, as well as the production process, is examined on the basis of the -> HACCP concept.

### InoxSens:

InoxSens is wenglor's hygienic design for demanding cleaning requirements in the food & beverage and pharmaceuticals industries.

The housing is made of noncorrosive stainless steel and offers IP 69K protection as a standard feature. The InoxSens system is -> EHEDG and -> FDA compliant.

Inox (French): stainless steel

# InoxSens

### ISO 14159:

Standard regarding: "Safety of machinery – Hygiene requirements for the design of machinery". Comparable with -> DIN EN 1672-2.

## J

### Johnson Diversey:

Johnson Diversey is the company name of a cleaning agent manufacturer. Johnson Diversey tests materials for compatibility with their own cleaning agents.

## L

### **LMHV:**

Food hygiene ordinance (German federal ordinance entitled Lebensmittelhygiene-Verordnung). German federal ordinance specifying hygiene requirements for the production, handling and marketing of food. The LMHV adopts EU directives into German law and must be adhered to by food producers in Germany.

















## N

### **NSF:**

NSF International is The Public Health and Safety Company. The NSF is not a government health authority. It establishes standards for the food and beverage industry. Founded in 1944 in Michigan, USA (<http://www.nsf.org>).
























# InoxSens

## System Solution for Photoelectronic Sensors

Through Beam Sensor	Reflex Sensor	Reflex Sensor with Background Suppression	Retro-Reflex Sensor for Clear Glass Recognition	Fork Sensors
 <p><b>Transmitter:</b> OSII403Z0103 (PMMA) OSII403Z0203 (Glass) P1GE002 (PMMA)</p> <p><b>Receiver:</b> OEII403C0103 (PMMA) OEII403C0203 (Glass) P1GE001 (PMMA)</p>	 <p>OTII802C0103 (PMMA) OTII802C0203 (Glass) OTII802C0303 (PMMA)</p>	 <p>OHII122C0103 (PMMA) OHII122C0203 (Glass) OHII102C0103 (PMMA) OHII102C0203 (Glass) OHII102C0303 (PMMA)</p>	 <p>OKII403C0103 (PMMA) OKII403C0203 (Glass) OKII403C0103 (PMMA) OKII403C0203 (Glass) OKII403C0303 (PMMA)</p>	 <p>P1HJ001 (120 mm, Glass) P1HJ002 (220 mm, Glass) P1HJ004 (120 mm, PMMA) P1HJ005 (220 mm, PMMA) P1HJ006 (50 mm, Glass) P1HJ007 (50 mm, PMMA)</p>
			 <p>Hygienic Design Reflectors in stainless steel Protection Housing ZRMS02I01 (with InoxLock)</p> <p>OR</p>  <p>Hygienic Design Reflectors in stainless steel Protection Housing ZRDS01R01 (with InoxLock)</p> <p>OR</p>  <p>Hygienic Design Reflectors in stainless steel Protection Housing ZRMS02S01 (Glass) Z90R001 (PMMA)</p>	
 <p>InoxLock Set Z0011 Easy to install with Mounting Tool Z0012</p>	 <p>Mounting Tube with InoxLock ZMRII0401 and ZMRII0102 (straight)</p>	 <p>Mounting Tube with InoxLock ZMRII0101 (with cable gland)</p>	 <p>Mounting Tube with InoxLock ZMRII0402 (angled)</p>	 <p>Mounting Tube Z1HT001 (with cable gland)</p>
	 <p>Mounting Console for Ø 20 mm ZMKII0002 (with angle compensation)</p>	 <p>Mounting Console for Ø 20 mm ZMKII0001</p>	 <p>Mounting Clamp for Ø 20 mm ZMSII0002</p>	

# InoxSens

## System Solution with Protection Housing

40×45×60 mm (illumination)	45×45×22 mm (5P-housing)	50×50×20 mm (1P-housing)	55×26×16 mm (1M-housing)	45×52×87 mm (50-housing)	50×50×30 mm (1P-housing)	29×52×74,3 mm (5N-housing)
						
						
ZMWBV0001	ZMWF10001	ZMW0P0001	ZMW0M0001	ZNNX001	ZNNX002	ZNNX003
 ZSV-02-01 (PMMA) ZSV-03-01 (Glass)				 ZNNS001 (PMMA) ZNNS002 (Glass)  ZNNM002		
 Mounting Tube with InoxLock ZMRII0401 and ZMRII0102 (straight)			 Mounting Tube with InoxLock ZMRII0101 (with cable gland)		 Mounting Tube with InoxLock ZMRII0402 (angled)	
 Mounting Console for Ø 20 mm ZMKII0002 (with angle compensation)			 Mounting Console for Ø 20 mm ZMKII0001		 Mounting Clamp for Ø 20 mm ZMSII0002	

# wenglor Fluid Hygiene Adapters

## System Solution for G<sup>1</sup>/<sub>2</sub>" CIP-Compatible Process Fittings




**FFXFxxx**  
Flow Sensor




**FFXTxxx**  
Temperature Sensor



**FFXPxxx**  
Pressure Sensor



**ZH7C004**  
Varivent  
F(DN32/25)




**ZH7C005**  
Varivent  
N(DN50/40)



**ZH7001**  
Clamp Connector  
Tri-Clamp  
34 mm dia.



**ZH7C002**  
Clamp Connector  
Tri-Clamp  
50.5 mm dia.




**ZH7C003**  
Clamp Connector  
Tri-Clamp  
64 mm dia.



**ZH7C006**  
Dairy Pipe Fitting  
DN25



**ZH7C007**  
Dairy Pipe Fitting  
DN40



**ZH7C008**  
Dairy Pipe Fitting  
DN50



**ZH4C003**  
Welding Fitting



**ZH4C006**  
Welding Fitting  
Optimized for  
DN25 T Fitting



**ZH3C003**  
T Fitting  
DN25



**ZH3C004**  
T Fitting  
DN50



# Reflex Sensor

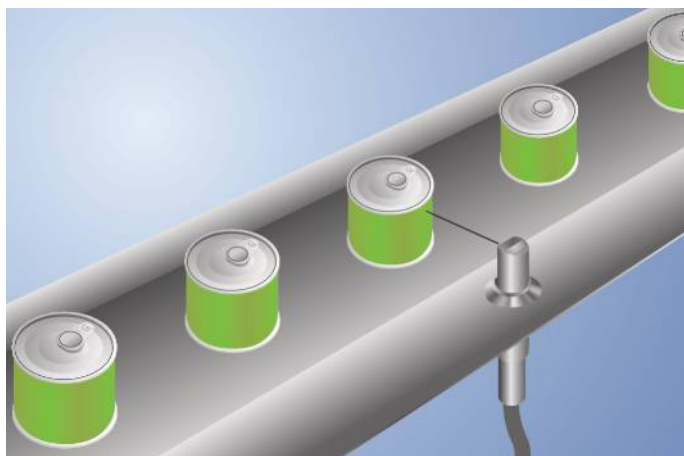
**800 mm**

Range



- Hygienic design makes it easy to clean
- Made with food safe materials that are FDA approved
- Touch teach-in, external teach-in
- Waterproof (IP68/IP69K)

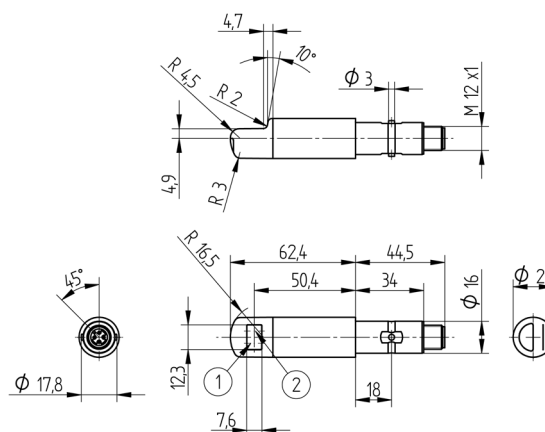
InoxSens is the hygiene series from wenglor. The innovative design of InoxSens sensors allows contamination and cleaning agents to flow off by themselves. A variety of components form a complete system which integrates seamlessly into the machine. The laser welded stainless steel housing made of V4A (1.4404/316L) is corrosion-free and resistant to cleaning agents. Gap-free mounting with InoxLock and the captive optics further contribute to these sensors' optimal suitability for cleaning-heavy environments. The InoxSens sensors are set up with the help of touch teach-in and is made possible by the hermetically sealed housing.



InoxSens

## Technical Data

Optical Data	
Range	800 mm
Switching Hysteresis	< 15 %
Light Source	Infrared Light
Wave Length	880 nm
Service Life (T = +25 °C)	100000 h
Max. Ambient Light	10000 Lux
Spot Diameter	see Table 1
Electrical Data	
Supply Voltage	10...30 V
Current Consumption (U <sub>b</sub> = 24 V)	< 40 mA
Switching Frequency	1600 Hz
Response Time	313 µs
On-/Off-Delay (RS-232)	0...5 s
Temperature Drift	< 5 %
Temperature Range	-25...60 °C
Switching Output Voltage Drop	< 2,5 V
PNP Switching Output/Switching Current	200 mA
Short Circuit Protection	yes
Reverse Polarity Protection	yes
Overload Protection	yes
Lockable	yes
Teach Mode	NT, MT
Protection Class	III
Mechanical Data	
Setting Method	Teach-In
Housing Material	Stainless Steel 316L
Degree of Protection	IP68/IP69K
Connection	M12 × 1; 4-pin
Material Control Panel	PC (FDA)
Ecolab	yes

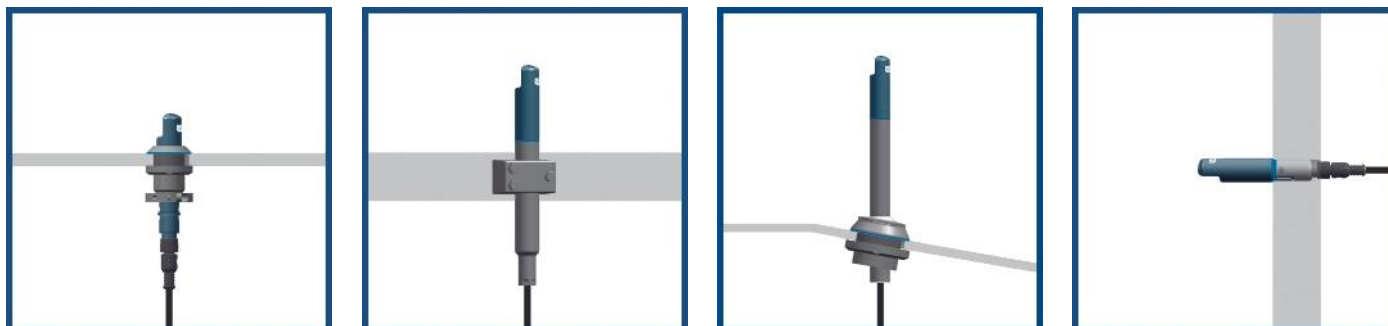


1 = Emitter  
2 = Receiver

All dimensions in mm (1 mm = 0.03937 Inch)

	Plug Version	
	Part Number	
	OTI1802C0103	OTI1802C0203
PNP NO/NC switchable	●	●
RS-232 with Adapterbox	●	●
Optic Cover	PMMA (FDA)	Glass
Connection Diagram No.	152	152
Control Panel No.	II1	II1
Suitable Connection Technology No.	2	2
Suitable Mounting Technology No.	140 490	140 490

Connection Diagrams page 92 / System Components page 68 / System Solution page 8



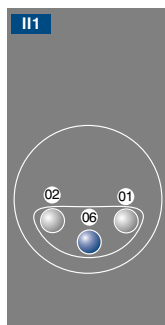
## Complementary Products

Adapterbox A232  
PNP-NPN Converter BG2V1P-N-2M  
wTeach2 software DNNF005

**Table 1**

Detection Range	100 mm	500 mm	800 mm
Spot Diameter	19 mm	40 mm	55 mm

## Ctrl. Panel

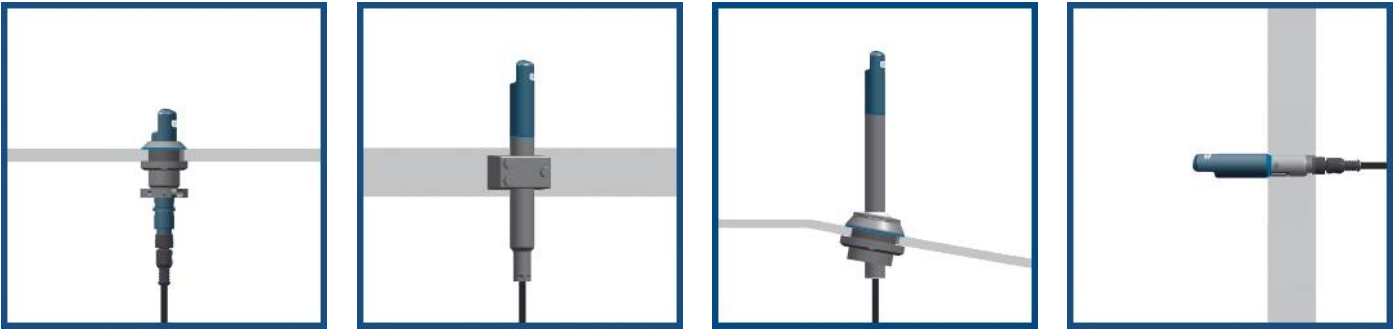


01 = Switching Status Indicator  
02 = Contamination Warning  
06 = Teach Button

Range

<div> <div> <div>ECOLAB</div> <div>CE</div> <div>RoHS</div> <div></div> </div> <div> <div>UL LISTED</div> </div> </div>		Plug Version	
Part Number		OTI1802C0303	
PNP NO/NC switchable		●	
RS-232 with Adapterbox		●	
Connection Diagram No.		152	
Control Panel No.		IIo1	
Suitable Connection Technology No.		2	
Suitable Mounting Technology No.		140	490

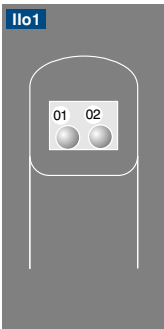
Connection Diagrams page 92 / System Components page 68 / System Solution page 8



Complementary Products

- Adapterbox A232
- PNP-NPN Converter BG2V1P-N-2M
- wTeach2 software DNNF005

Optic



01 = Switching Status Indicator  
 02 = Contamination Warning

Table 1

Detection Range	100 mm	500 mm	800 mm
Spot Diameter	19 mm	40 mm	55 mm

# Reflex Sensor

with Background Suppression

## 100 mm

Range



- Hygienic design makes it easy to clean
- Made with food safe materials that are FDA approved
- Touch teach-in, external teach-in
- Waterproof (IP68/IP69K)

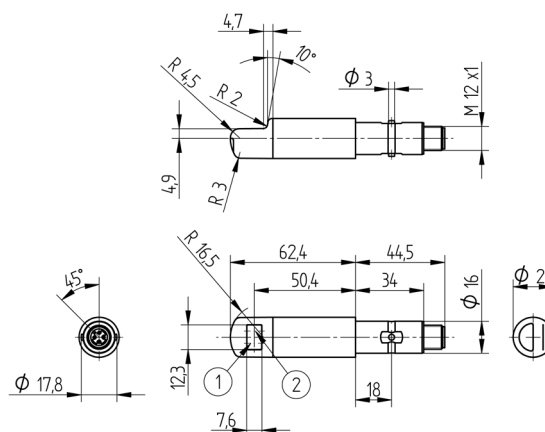
InoxSens is the hygiene series from wenglor. The innovative design of InoxSens sensors allows contamination and cleaning agents to flow off by themselves. A variety of components form a complete system which integrates seamlessly into the machine. The laser welded stainless steel housing made of V4A (1.4404/316L) is corrosion-free and resistant to cleaning agents. Gap-free mounting with InoxLock and the captive optics further contribute to these sensors' optimal suitability for cleaning-heavy environments. The InoxSens sensors are set up with the help of touch teach-in and is made possible by the hermetically sealed housing.



InoxSens

### Technical Data

Optical Data	
Range	100 mm
Adjustable Range	10...100 mm
Switching Hysteresis	< 5 %
Light Source	Red Light
Service Life (T = +25 °C)	100000 h
Max. Ambient Light	10000 Lux
Spot Diameter	see Table 1
Electrical Data	
Supply Voltage	10...30 V
Current Consumption (U <sub>b</sub> = 24 V)	< 30 mA
Switching Frequency	600 Hz
Response Time	800 µs
Temperature Drift	< 10 %
Temperature Range	-25...60 °C
Switching Output Voltage Drop	< 2,5 V
PNP Switching Output/Switching Current	200 mA
Short Circuit Protection	yes
Reverse Polarity Protection	yes
Overload Protection	yes
Lockable	yes
Teach Mode	HT, VT
Protection Class	III
Mechanical Data	
Setting Method	Teach-In
Housing Material	Stainless Steel 316L
Degree of Protection	IP68/IP69K
Connection	M12 × 1; 4-pin
Material Control Panel	PC (FDA)
Ecolab	yes



1 = Emitter  
2 = Receiver

All dimensions in mm (1 mm = 0.03937 Inch)

	Plug Version			
	OHII102C0103		OHII102C0203	
Part Number	OHII102C0103		OHII102C0203	
PNP NO/NC switchable	●		●	
RS-232 with Adapterbox	●		●	
Optic Cover	PMMA (FDA)		Glass	
Connection Diagram No.	152		152	
Control Panel No.	II1		II1	
Suitable Connection Technology No.	2		2	
Suitable Mounting Technology No.	140	490	140	490

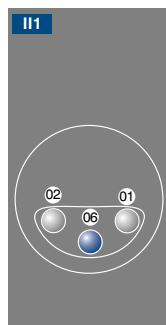
Connection Diagrams page 92 / System Components page 68 / System Solution page 8



## Complementary Products

Adapterbox A232  
PNP-NPN Converter BG2V1P-N-2M  
wTeach2 software DNNF005

## Ctrl. Panel



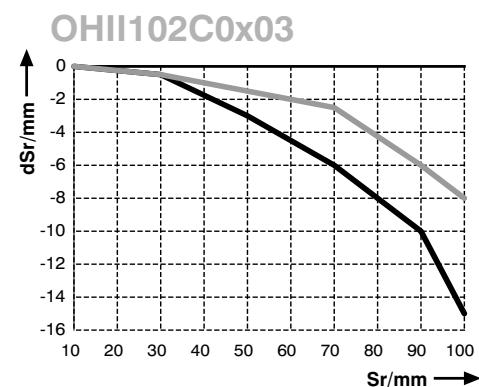
01 = Switching Status Indicator  
02 = Contamination Warning  
06 = Teach Button

**Table 1**

Detection Range	10 mm	40 mm	100 mm
Spot Diameter	2,5 × 7 mm	2,5 × 5 mm	2,5 × 2,5 mm

## Switching Distance Deviation

Typical characteristic curve based on Kodak white (90 % remission)



Sr = Switching Distance

dSr = Switching Distance Change

— black 6 % remission

— grey 18 % remission

# Reflex Sensor

with Background Suppression

## 100 mm

Range



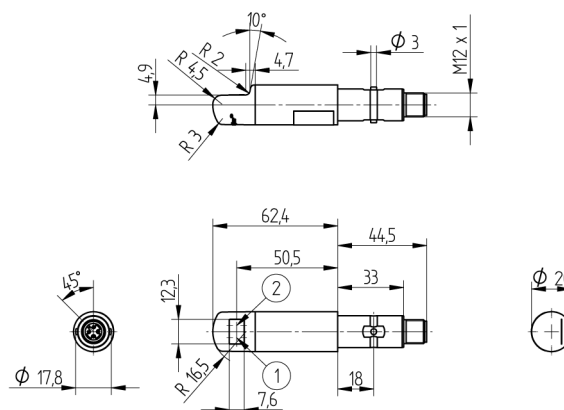
- External teach-in, RS-232 interface
- Hygienic design makes it easy to clean
- Made with food safe materials that are FDA approved
- Waterproof (IP68/IP69K)

InoxSens

### Technical Data

Optical Data	
Range	100 mm
Adjustable Range	10...100 mm
Switching Hysteresis	< 5 %
Light Source	Red Light
Service Life (T = +25 °C)	100000 h
Max. Ambient Light	10000 Lux
Spot Diameter	see Table 1
Electrical Data	
Supply Voltage	10...30 V
Current Consumption (U <sub>b</sub> = 24 V)	< 30 mA
Switching Frequency	600 Hz
Response Time	800 µs
Temperature Drift	< 10 %
Temperature Range	-25...60 °C
Switching Output Voltage Drop	< 2,5 V
PNP Switching Output/Switching Current	200 mA
Short Circuit Protection	yes
Reverse Polarity Protection	yes
Overload Protection	yes
Lockable	yes
Teach Mode	HT, VT
Protection Class	III
Mechanical Data	
Setting Method	Teach-In
Housing Material	Stainless Steel 316L
Degree of Protection	IP68/IP69K
Connection	M12 x 1; 4-pin
Optic Cover	PMMA (FDA)
Ecolab	yes

InoxSens is the hygiene series from wenglor. The innovative design of InoxSens sensors allows contamination and cleaning agents to flow off by themselves. A variety of components form a complete system which integrates seamlessly into the machine. The laser welded stainless steel housing made of V4A (1.4404/316L) is corrosion-free and resistant to cleaning agents. Gap-free mounting with InoxLock and the captive optics further contribute to these sensors' optimal suitability for cleaning-heavy environments.



1 = Emitter  
2 = Receiver

All dimensions in mm (1 mm = 0.03937 Inch)

<div> <div>ECOLAB</div> <div>CE</div> <div>RoHS</div> <div></div> </div> <div> <div>UL LISTED</div> </div>		Plug Version	
Part Number	OHII102C0303		
PNP NO/NC switchable	●		
RS-232 with Adapterbox	●		
Connection Diagram No.	152		
Control Panel No.	IIo1		
Suitable Connection Technology No.	2		
Suitable Mounting Technology No.	140 490		

Connection Diagrams page 92 / System Components page 68 / System Solution page 8



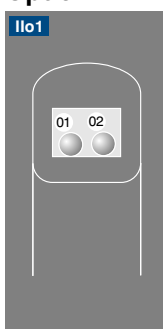
## Complementary Products

Adapterbox A232

PNP-NPN Converter BG2V1P-N-2M

wTeach2 software DNNF005

## Optic



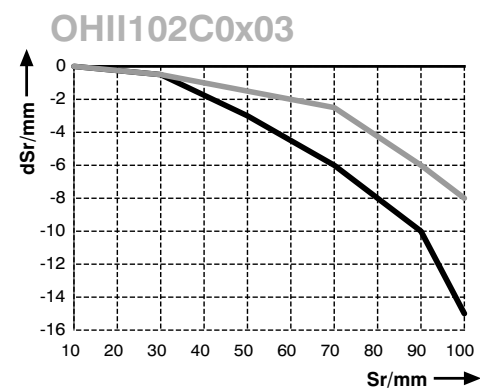
01 = Switching Status Indicator  
02 = Contamination Warning

**Table 1**

Detection Range	10 mm	40 mm	100 mm
Spot Diameter	2,5 × 7 mm	2,5 × 5 mm	2,5 × 2,5 mm

## Switching Distance Deviation

Typical characteristic curve based on Kodak white (90 % remission)



Sr = Switching Distance

dSr = Switching Distance Change

— black 6 % remission

— grey 18 % remission

# Reflex Sensor

with Background Suppression

## 120 mm

Range

InoxSens

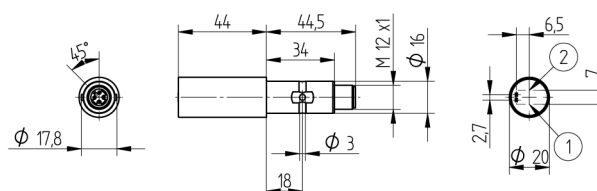
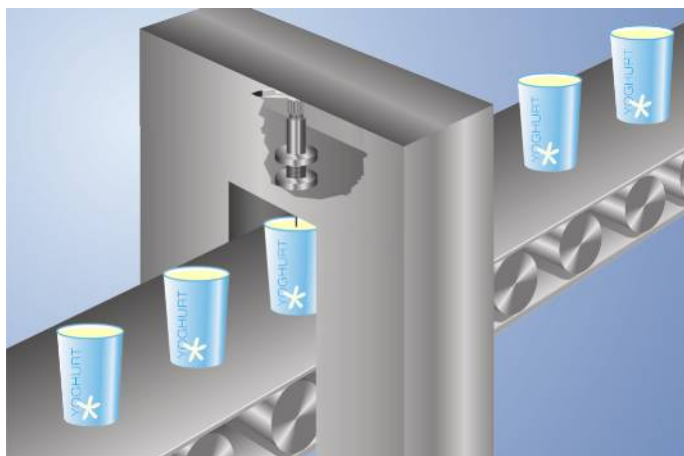


- External teach-in
- Hygienic design makes it easy to clean
- Made with food safe materials that are FDA approved
- Waterproof (IP68/IP69K)

### Technical Data

Optical Data	
Range	120 mm
Adjustable Range	30...120 mm
Switching Hysteresis	< 5 %
Light Source	Red Light
Service Life (T = +25 °C)	100000 h
Max. Ambient Light	10000 Lux
Spot Diameter	see Table 1
Electrical Data	
Supply Voltage	10...30 V
Current Consumption (U <sub>b</sub> = 24 V)	< 30 mA
Switching Frequency	600 Hz
Response Time	800 μs
Temperature Drift	< 10 %
Temperature Range	-25...60 °C
Switching Output Voltage Drop	< 2,5 V
PNP Switching Output/Switching Current	200 mA
Short Circuit Protection	yes
Reverse Polarity Protection	yes
Overload Protection	yes
Lockable	yes
Teach Mode	HT, VT
Protection Class	III
Mechanical Data	
Setting Method	Teach-In
Housing Material	Stainless Steel 316L
Degree of Protection	IP68/IP69K
Connection	M12 × 1; 4-pin

InoxSens is the hygiene series from wenglor. The innovative design of InoxSens sensors allows contamination and cleaning agents to flow off by themselves. A variety of components form a complete system which integrates seamlessly into the machine. The laser welded stainless steel housing made of V4A (1.4404/316L) is corrosion-free and resistant to cleaning agents. Gap-free mounting with InoxLock and the captive optics further contribute to these sensors' optimal suitability for cleaning-heavy environments. The configuration of the InoxSens sensors are made through external teach-in.




1 = Emitter  
2 = Receiver  
All dimensions in mm (1 mm = 0.03937 Inch)



	Plug Version			
	Part Number			
	OH1122C0103		OH1122C0203	
PNP NO/NC switchable	●		●	
RS-232 with Adapterbox	●		●	
Optic Cover	PMMA (FDA)		Glass	
Connection Diagram No.	152		152	
Control Panel No.	II4		II4	
Suitable Connection Technology No.	2		2	
Suitable Mounting Technology No.	140	490	140	490

Connection Diagrams page 92 / System Components page 68 / System Solution page 8



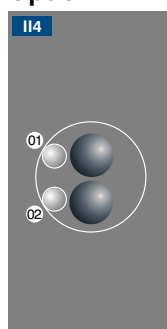
## Complementary Products

Adapterbox A232

PNP-NPN Converter BG2V1P-N-2M

wTeach2 software DNNF005

## Optic



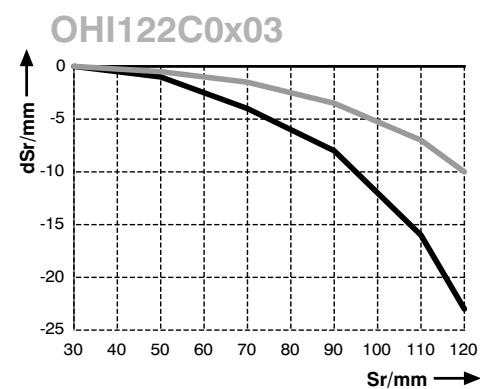
01 = Switching Status Indicator  
02 = Contamination Warning

**Table 1**

Detection Range	30 mm	100 mm	120 mm
Spot Diameter	2,5 × 7 mm	2,5 × 2,5 mm	3 × 3 mm

## Switching Distance Deviation

Typical characteristic curve based on Kodak white (90 % remission)



Sr = Switching Distance

dSr = Switching Distance Change

— black 6 % remission

— grey 18 % remission

# Retro-Reflex Sensor for Clear Glass Recognition

## 4000 mm

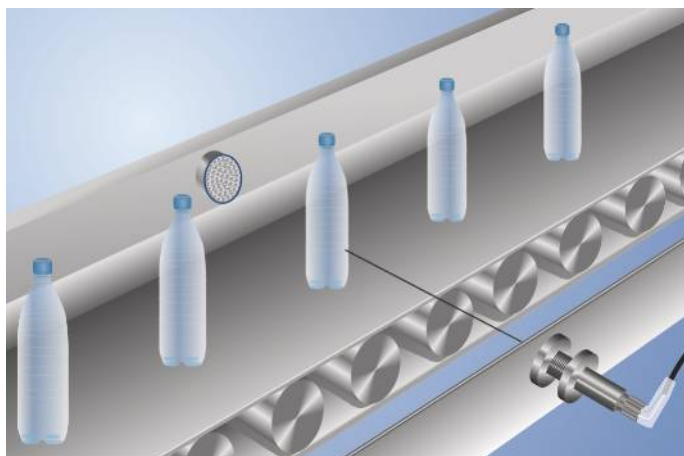
Range

InoxSens



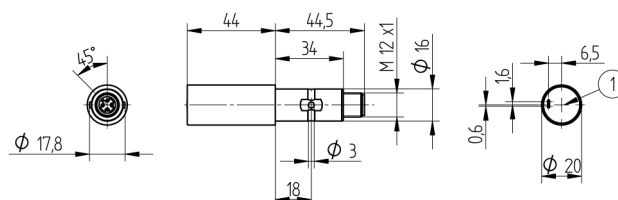
- **External teach-in**
- **Hygienic design makes it easy to clean**
- **Made with food safe materials that are FDA approved**
- **Waterproof (IP68/IP69K)**

InoxSens is the hygiene series from wenglor. The innovative design of InoxSens sensors allows contamination and cleaning agents to flow off by themselves. A variety of components form a complete system which integrates seamlessly into the machine. The laser welded stainless steel housing made of V4A (1.4404/316L) is corrosion-free and resistant to cleaning agents. Gap-free mounting with InoxLock and the captive optics further contribute to these sensors' optimal suitability for cleaning-heavy environments. The configuration of the InoxSens sensors are made through external teach-in.



### Technical Data


Optical Data	
Range	4000 mm
Reference Reflector/Reflex Foil	RQ100BA
Clear Glass Recognition	yes
Switching Hysteresis	< 5 %
Light Source	Red Light
Polarization Filter	yes
Service Life (T = +25 °C)	100000 h
Max. Ambient Light	10000 Lux
Opening Angle	3 °
Single-Lens Optic	yes
Electrical Data	
Supply Voltage	10...30 V DC
Current Consumption (U <sub>b</sub> = 24 V)	< 40 mA
Switching Frequency	1600 Hz
Response Time	313 µs
On-/Off-Delay (RS-232)	0...5 s
Temperature Drift	< 5 %
Temperature Range	-10...60 °C
Switching Output Voltage Drop	< 2,5 V
PNP Switching Output/Switching Current	200 mA
Residual Current Switching Output	< 50 µA
Short Circuit Protection	yes
Reverse Polarity Protection	yes
Overload Protection	yes
Lockable	yes
Teach Mode	NT, MT, XT
Protection Class	III
Mechanical Data	
Setting Method	Teach-In
Housing Material	Stainless Steel 316L
Degree of Protection	IP68/IP69K
Connection	M12 × 1; 4-pin



1 = optical axle  
All dimensions in mm (1 mm = 0.03937 Inch)

	Plug Version	
	Part Number	
	OKI403C0103	OKI403C0203
CE		
RoHS		
UL		
PNP NO/NC switchable	●	●
RS-232 with Adapterbox	●	●
Optic Cover	PMMA (FDA)	Glass
Connection Diagram No.	152	152
Control Panel No.	II3	II3
Suitable Connection Technology No.	2	2
Suitable Mounting Technology No.	140 490	140 490

Connection Diagrams page 92 / System Components page 68 / System Solution page 8



## Complementary Products

Adapterbox A232

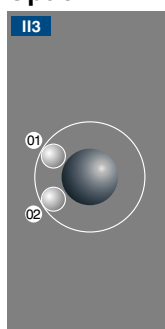
PNP-NPN Converter BG2V1P-N-2M

Reflector in Stainless Steel Protection Housing

Reflector, Reflex Foil

wTeach2 software DNNF005

## Optic



01 = Switching Status Indicator  
02 = Contamination Warning

## Feasible reflector distance

Reflector type, mounting distance

RQ100BA	0...4 m	RE6210BM	0...0,7 m
RE18040BA	0...2,5 m	RR25_M	0...1 m
RQ84BA	0...3,5 m	RR25KP	0...0,55 m
RR84BA	0...4 m	RR21_M	0...0,9 m
RE9538BA	0...1,5 m	ZRAE02B01	0...1,6 m
RE6151BM	0...3,4 m	ZRDS01R01	0...0,7 m
RR50_A	0...2,6 m	ZRME01B01	0...0,4 m
RE6040BA	0...3,2 m	ZRME03B01	0...1,6 m
RE8222BA	0...1,9 m	ZRMR02K01	0...0,5 m
RR34_M	0...1,6 m	ZRMS02_01	0...0,7 m
RE3220BM	0...0,8 m	Z90R001	0...0,7 m

# Retro-Reflex Sensor for Clear Glass Recognition

## 4000 mm


Range

InoxSens



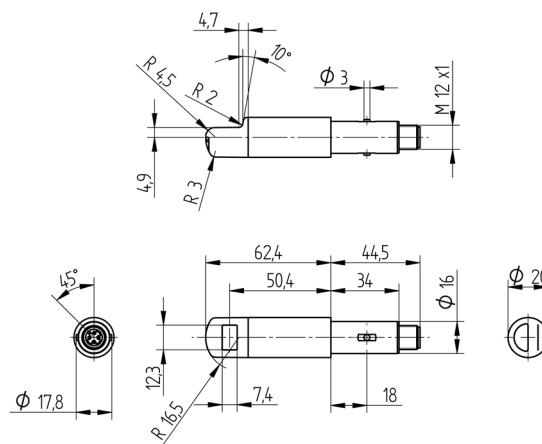
- Hygienic design makes it easy to clean
- Made with food safe materials that are FDA approved
- Touch teach-in, external teach-in
- Waterproof (IP68/IP69K)

InoxSens is the hygiene series from wenglor. The innovative design of InoxSens sensors allows contamination and cleaning agents to flow off by themselves. A variety of components form a complete system which integrates seamlessly into the machine. The laser welded stainless steel housing made of V4A (1.4404/316L) is corrosion-free and resistant to cleaning agents. Gap-free mounting with InoxLock and the captive optics further contribute to these sensors' optimal suitability for cleaning-heavy environments. The InoxSens sensors are set up with the help of touch teach-in and is made possible by the hermetically sealed housing.




### Technical Data

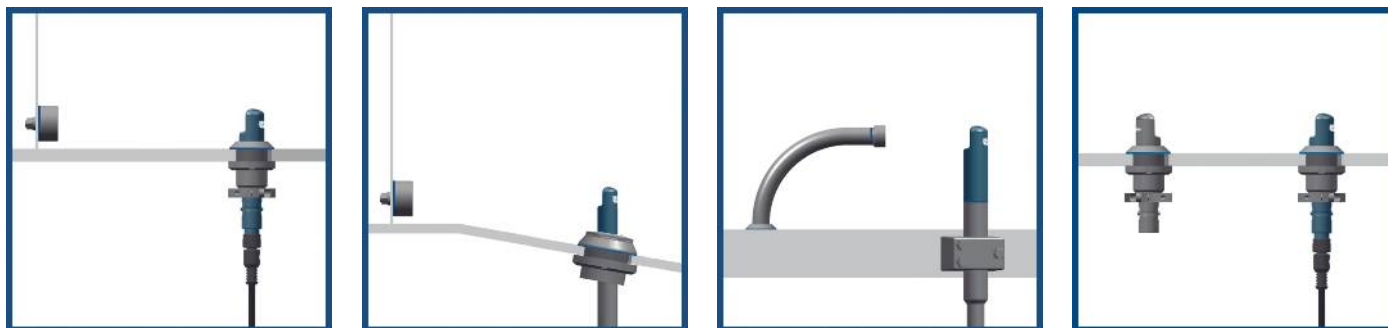
Optical Data	
Range	4000 mm
Reference Reflector/Reflex Foil	RQ100BA
Clear Glass Recognition	yes
Switching Hysteresis	< 5 %
Light Source	Red Light
Polarization Filter	yes
Service Life (T = +25 °C)	100000 h
Max. Ambient Light	10000 Lux
Opening Angle	3 °
Single-Lens Optic	yes
Electrical Data	
Supply Voltage	10...30 V DC
Current Consumption (U <sub>b</sub> = 24 V)	< 40 mA
Switching Frequency	1600 Hz
Response Time	313 µs
On-/Off-Delay (RS-232)	0...5 s
Temperature Drift	< 5 %
Temperature Range	-10...60 °C
Switching Output Voltage Drop	< 2,5 V
PNP Switching Output/Switching Current	200 mA
Residual Current Switching Output	< 50 µA
Short Circuit Protection	yes
Reverse Polarity Protection	yes
Overload Protection	yes
Lockable	yes
Teach Mode	NT, MT, XT
Protection Class	III
Mechanical Data	
Setting Method	Teach-In
Housing Material	Stainless Steel 316L
Degree of Protection	IP68/IP69K
Connection	M12 × 1; 4-pin
Material Control Panel	PC (FDA)
Ecolab	yes



All dimensions in mm (1 mm = 0.03937 Inch)

	Plug Version			
	OKI1403C0103		OKI1403C0203	
<div> <div>ECOLAB</div> <div>CE</div> <div>RoHS</div> <div>  </div> </div>	Part Number			
PNP NO/NC switchable	●		●	
RS-232 with Adapterbox	●		●	
Optic Cover	PMMA (FDA)		Glass	
Connection Diagram No.	152		152	
Control Panel No.	II1		II1	
Suitable Connection Technology No.	2		2	
Suitable Mounting Technology No.	140	490	140	490

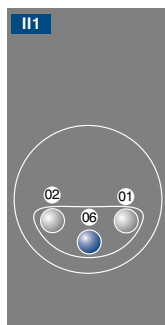
Connection Diagrams page 92 / System Components page 68 / System Solution page 8



## Complementary Products

Adapterbox A232  
PNP-NPN Converter BG2V1P-N-2M  
Reflector in Stainless Steel Protection Housing  
Reflector, Reflex Foil  
wTeach2 software DNNF005

## Ctrl. Panel



01 = Switching Status Indicator  
02 = Contamination Warning  
06 = Teach Button

## Feasible reflector distance

Reflector type, mounting distance

RQ100BA	0...4 m	RE6210BM	0...0,7 m
RE18040BA	0...2,5 m	RR25_M	0...1 m
RQ84BA	0...3,5 m	RR25KP	0...0,55 m
RR84BA	0...4 m	RR21_M	0...0,9 m
RE9538BA	0...1,5 m	ZRAE02B01	0...1,6 m
RE6151BM	0...3,4 m	ZRDS01R01	0...0,7 m
RR50_A	0...2,6 m	ZRME01B01	0...0,4 m
RE6040BA	0...3,2 m	ZRME03B01	0...1,6 m
RE8222BA	0...1,9 m	ZRMR02K01	0...0,5 m
RR34_M	0...1,6 m	ZRMS02_01	0...0,7 m
RE3220BM	0...0,8 m	Z90R001	0...0,7 m

# Retro-Reflex Sensor for Clear Glass Recognition

## 4000 mm


Range

InoxSens



- External teach-in, RS-232 interface
- Hygienic design makes it easy to clean
- Made with food safe materials that are FDA approved
- Waterproof (IP68/IP69K)

InoxSens is the hygiene series from wenglor. The innovative design of InoxSens sensors allows contamination and cleaning agents to flow off by themselves. A variety of components form a complete system which integrates seamlessly into the machine. The laser welded stainless steel housing made of V4A (1.4404/316L) is corrosion-free and resistant to cleaning agents. Gap-free mounting with InoxLock and the captive optics further contribute to these sensors' optimal suitability for cleaning-heavy environments.



### Technical Data

#### Optical Data

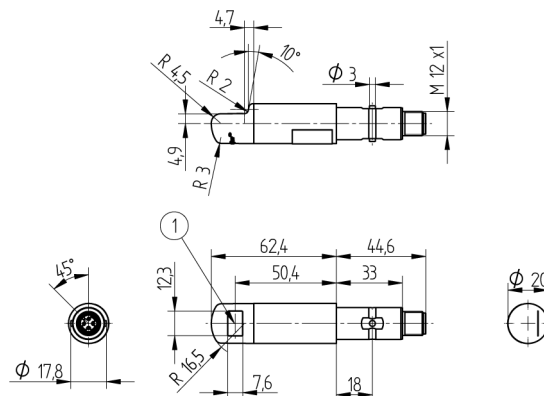
Range	4000 mm
Reference Reflector/Reflex Foil	RQ100BA
Clear Glass Recognition	yes
Switching Hysteresis	< 5 %
Light Source	Red Light
Polarization Filter	yes
Service Life (T = +25 °C)	100000 h
Max. Ambient Light	10000 Lux
Opening Angle	3 °
Single-Lens Optic	yes

#### Electrical Data

Supply Voltage	10...30 V DC
Current Consumption (U <sub>b</sub> = 24 V)	< 40 mA
Switching Frequency	1600 Hz
Response Time	313 µs
On-/Off-Delay (RS-232)	0...5 s
Temperature Drift	< 5 %
Temperature Range	-10...60 °C
Switching Output Voltage Drop	< 2,5 V
PNP Switching Output/Switching Current	200 mA
Residual Current Switching Output	< 50 µA
Short Circuit Protection	yes
Reverse Polarity Protection	yes
Overload Protection	yes
Lockable	yes
Teach Mode	NT, MT, XT
Protection Class	III

#### Mechanical Data

Setting Method	Teach-In
Housing Material	Stainless Steel 316L
Degree of Protection	IP68/IP69K
Connection	M12 × 1; 4-pin
Optic Cover	PMMA (FDA)
Ecolab	yes

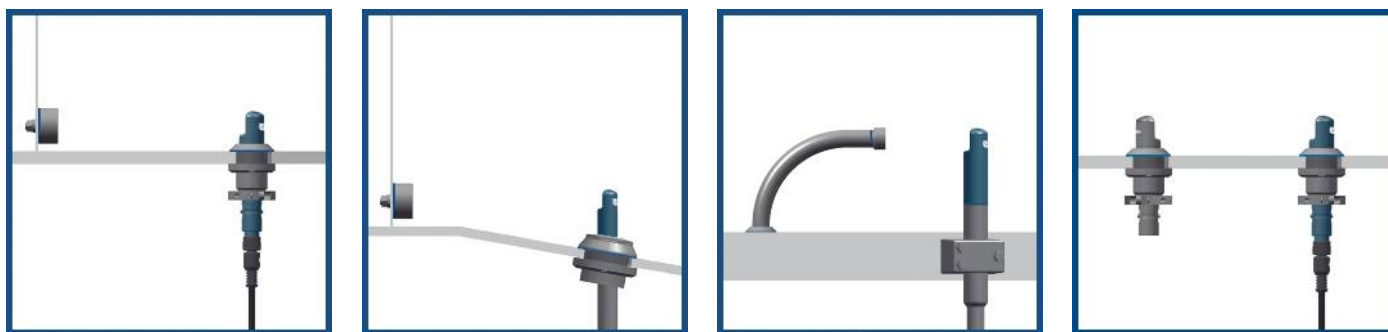


1 = optical axle

All dimensions in mm (1 mm = 0.03937 Inch)

<div> <div>ECOLAB</div> <div>CE</div> <div>RoHS</div> <div></div> </div> <div> <div>UL LISTED</div> </div>		Plug Version	
Part Number			OKI403C0303
PNP NO/NC switchable			●
RS-232 with Adapterbox			●
Connection Diagram No.			152
Control Panel No.			Ilo1
Suitable Connection Technology No.			2
Suitable Mounting Technology No.			140 490

Connection Diagrams page 92 / System Components page 68 / System Solution page 8



## Complementary Products

Adapterbox A232

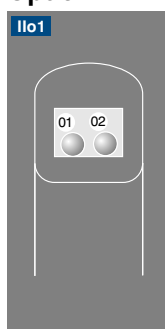
PNP-NPN Converter BG2V1P-N-2M

Reflector in Stainless Steel Protection Housing

Reflector, Reflex Foil

wTeach2 software DNNF005

## Optic



01 = Switching Status Indicator  
02 = Contamination Warning

## Feasible reflector distance

Reflector type, mounting distance

RQ100BA	0...4 m	RE6210BM	0...0,7 m
RE18040BA	0...2,5 m	RR25_M	0...1 m
RQ84BA	0...3,5 m	RR25KP	0...0,55 m
RR84BA	0...4 m	RR21_M	0...0,9 m
RE9538BA	0...1,5 m	ZRAE02B01	0...1,6 m
RE6151BM	0...3,4 m	ZRDS01R01	0...0,7 m
RR50_A	0...2,6 m	ZRME01B01	0...0,4 m
RE6040BA	0...3,2 m	ZRME03B01	0...1,6 m
RE8222BA	0...1,9 m	ZRMR02K01	0...0,5 m
RR34_M	0...1,6 m	ZRMS02_01	0...0,7 m
RE3220BM	0...0,8 m	Z90R001	0...0,7 m

# Through-Beam Sensor

## 4000 mm

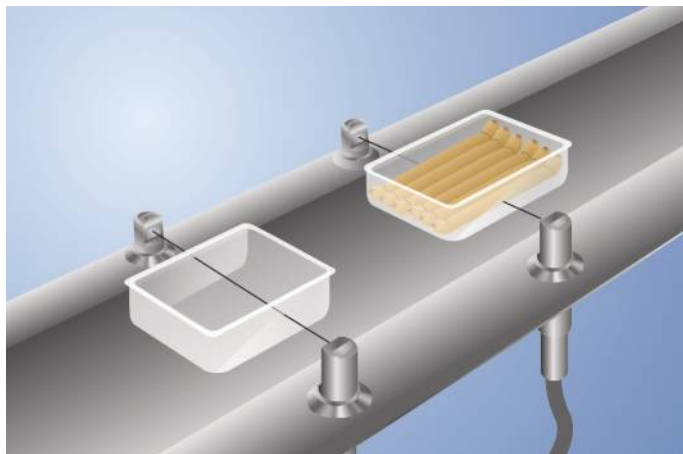
Range

InoxSens



- Hygienic design makes it easy to clean
- Made with food safe materials that are FDA approved
- Touch teach-in, external teach-in
- Waterproof (IP68/IP69K)

InoxSens is the hygiene series from wenglor. The innovative design of InoxSens sensors allows contamination and cleaning agents to flow off by themselves. A variety of components form a complete system which integrates seamlessly into the machine. The laser welded stainless steel housing made of V4A (1.4404/316L) is corrosion-free and resistant to cleaning agents. Gap-free mounting with InoxLock and the captive optics further contribute to these sensors' optimal suitability for cleaning-heavy environments. The InoxSens sensors are set up with the help of touch teach-in and is made possible by the hermetically sealed housing.



### Technical Data

#### Optical Data

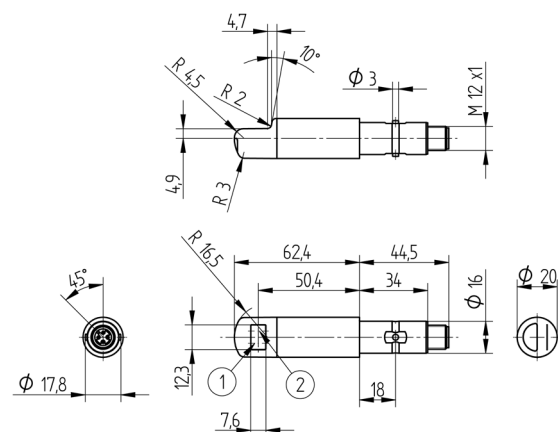
Range	4000 mm
Light Source	Red Light
Service Life (T = +25 °C)	100000 h
Opening Angle	3 °

#### Electrical Data

Supply Voltage	10...30 V DC
Current Consumption (U <sub>b</sub> = 24 V)	< 40 mA
Temperature Drift	< 10 %
Temperature Range	-25...60 °C
Reverse Polarity Protection	yes
Teach Mode	NT, MT, XT
Protection Class	III


#### Mechanical Data

Setting Method	Teach-In
Housing Material	Stainless Steel 316L
Degree of Protection	IP68/IP69K
Connection	M12 × 1; 4-pin
Optic Cover	PMMA (FDA)
Material Control Panel	PC (FDA)




1 = Emitter  
2 = no function

All dimensions in mm (1 mm = 0.03937 Inch)

	Plug Version	
	OSI403Z0103	OEI403C0103
<div> <div>ECOLAB</div> <div>CE</div> <div>RoHS</div> <div>  </div> </div>	Part Number	
PNP NO/NC switchable		●
RS-232 with Adapterbox		●
Switching Hysteresis		< 15 %
Max. Ambient Light		10000 Lux
Sensor Type	Emitter	Receiver
Switching Frequency		500 Hz
Response Time		1 ms
Switching Output Voltage Drop		< 2,5 V
PNP Switching Output/Switching Current		200 mA
Residual Current Switching Output		< 50 $\mu$ A
Short Circuit and Overload Protection		yes
Overload Protection	yes	
Test input	yes	
Connection Diagram No.	1018	152
Control Panel No.	II2	II1
Suitable Connection Technology No.	2	2
Suitable Mounting Technology No.	140 490	140 490

Connection Diagrams page 92 / System Components page 68 / System Solution page 8



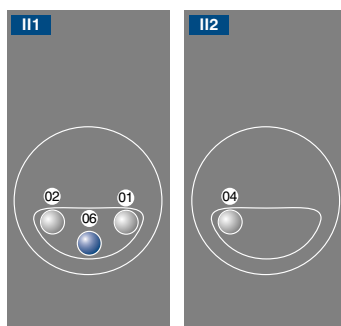
## Complementary Products

Adapterbox A232

PNP-NPN Converter BG2V1P-N-2M

wTeach2 software DNNF005

## Ctrl. Panel



01 = Switching Status Indicator

02 = Contamination Warning

04 = Function Indicator

06 = Teach Button

# Through-Beam Sensor

## 4000 mm

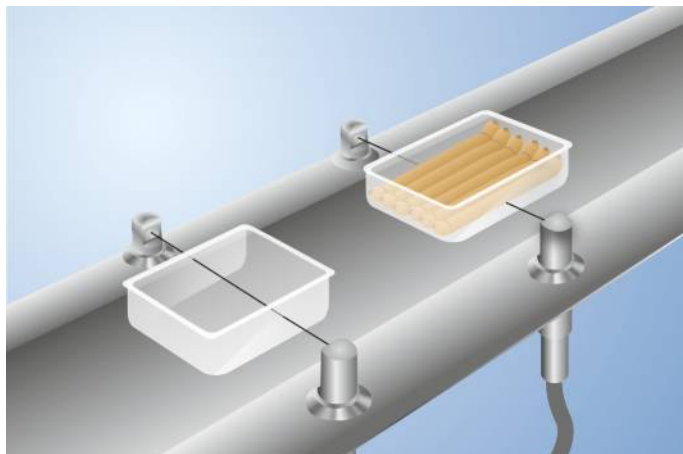
Range

InoxSens



- External teach-in
- Hygienic design makes it easy to clean
- Made with food safe materials that are FDA approved
- Waterproof (IP68/IP69K)

InoxSens is the hygiene series from wenglor. The innovative design of InoxSens sensors allows contamination and cleaning agents to flow off by themselves. A variety of components form a complete system which integrates seamlessly into the machine. The laser welded stainless steel housing made of V4A (1.4404/316L) is corrosion-free and resistant to cleaning agents. Gap-free mounting with InoxLock and the captive optics further contribute to these sensors' optimal suitability for cleaning-heavy environments. The configuration of the InoxSens sensors are made through external teach-in.



### Technical Data

#### Optical Data

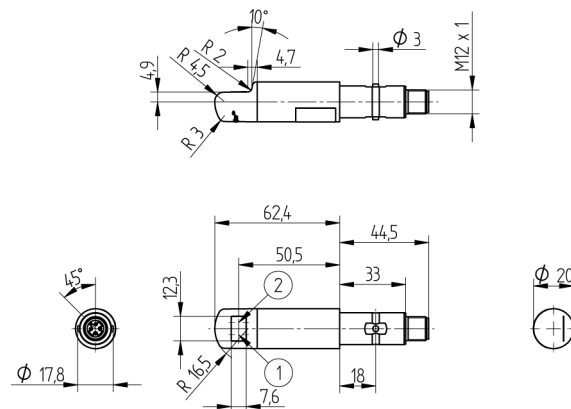
Range	4000 mm
Light Source	Red Light
Service Life (T = +25 °C)	100000 h
Opening Angle	3 °

#### Electrical Data

Supply Voltage	10...30 V DC
Current Consumption (Ub = 24 V)	< 40 mA
Temperature Drift	< 10 %
Temperature Range	-25...60 °C
Reverse Polarity Protection	yes
Teach Mode	NT, MT, XT
Protection Class	III





#### Mechanical Data

Setting Method	Teach-In
Housing Material	Stainless Steel 316L
Degree of Protection	IP68/IP69K
Connection	M12 x 1; 4-pin
Optic Cover	PMMA (FDA)
Ecolab	yes




1 = Emitter  
2 = no function

All dimensions in mm (1 mm = 0.03937 Inch)

	Plug Version			
	Part Number	P1GE002	P1GE001	
<div>     </div>				
PNP NO/NC switchable			●	
RS-232 with Adapterbox			●	
Switching Hysteresis			< 15 %	
Max. Ambient Light			10000 Lux	
Sensor Type		Emitter	Receiver	
Switching Frequency			500 Hz	
Response Time			1 ms	
Switching Output Voltage Drop			< 2,5 V	
PNP Switching Output/Switching Current			200 mA	
Residual Current Switching Output			< 50 µA	
Short Circuit and Overload Protection			yes	
Overload Protection		yes		
Test input		yes		
Connection Diagram No.		<b>1018</b>	<b>152</b>	
Control Panel No.			<b>llo1</b>	
Suitable Connection Technology No.		<b>2</b>	<b>2</b>	
Suitable Mounting Technology No.		<b>140 490</b>	<b>140 490</b>	

Connection Diagrams page 92 / System Components page 68 / System Solution page 8



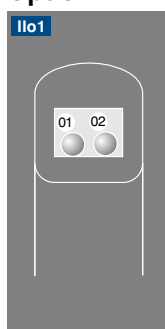
## Complementary Products

Adapterbox A232

PNP-NPN Converter BG2V1P-N-2M

wTeach2 software DNNF005

## Optic



01 = Switching Status Indicator  
02 = Contamination Warning

# Through-Beam Sensor

## 4000 mm

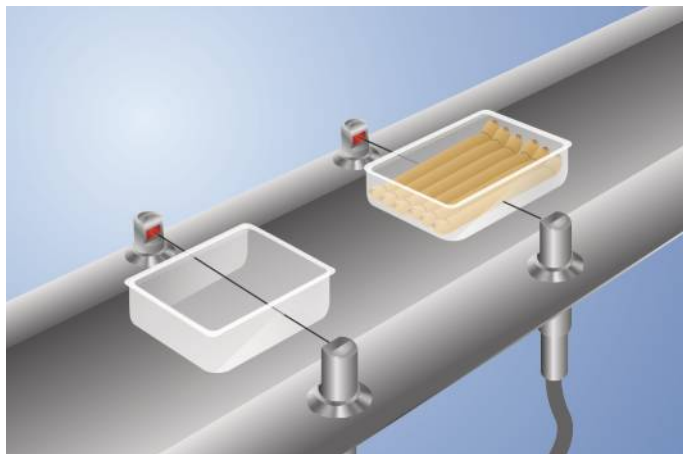
Range

InoxSens



- Hygienic design makes it easy to clean
- Made with food safe materials that are FDA approved
- Touch teach-in, external teach-in
- Waterproof (IP68/IP69K)

InoxSens is the hygiene series from wenglor. The innovative design of InoxSens sensors allows contamination and cleaning agents to flow off by themselves. A variety of components form a complete system which integrates seamlessly into the machine. The laser welded stainless steel housing made of V4A (1.4404/316L) is corrosion-free and resistant to cleaning agents. Gap-free mounting with InoxLock and the captive optics further contribute to these sensors' optimal suitability for cleaning-heavy environments. The InoxSens sensors are set up with the help of touch teach-in and is made possible by the hermetically sealed housing.



### Technical Data

#### Optical Data

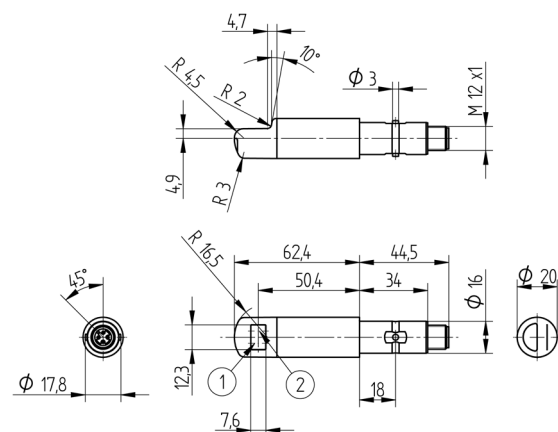
Range	4000 mm
Light Source	Red Light
Service Life (T = +25 °C)	100000 h
Opening Angle	3 °

#### Electrical Data

Supply Voltage	10...30 V DC
Current Consumption (U <sub>b</sub> = 24 V)	< 40 mA
Temperature Drift	< 10 %
Temperature Range	-25...60 °C
Reverse Polarity Protection	yes
Teach Mode	NT, MT, XT
Protection Class	III





#### Mechanical Data

Setting Method	Teach-In
Housing Material	Stainless Steel 316L
Degree of Protection	IP68/IP69K
Connection	M12 × 1; 4-pin
Optic Cover	Glass
Material Control Panel	PC (FDA)




1 = Emitter  
2 = no function

All dimensions in mm (1 mm = 0.03937 Inch)

	Plug Version			
	Part Number	OSI403Z0203	OEI403C0203	
   				
PNP NO/NC switchable			●	
RS-232 with Adapterbox			●	
Switching Hysteresis			< 15 %	
Max. Ambient Light			10000 Lux	
Sensor Type		Emitter	Receiver	
Switching Frequency			500 Hz	
Response Time			1 ms	
Switching Output Voltage Drop			< 2,5 V	
PNP Switching Output/Switching Current			200 mA	
Residual Current Switching Output			< 50 $\mu$ A	
Short Circuit and Overload Protection			yes	
Overload Protection		yes		
Test input		yes		
Connection Diagram No.		<b>1018</b>	<b>152</b>	
Control Panel No.		<b>II2</b>	<b>II1</b>	
Suitable Connection Technology No.		<b>2</b>	<b>2</b>	
Suitable Mounting Technology No.		<b>140 490</b>	<b>140 490</b>	

Connection Diagrams page 92 / System Components page 68 / System Solution page 8



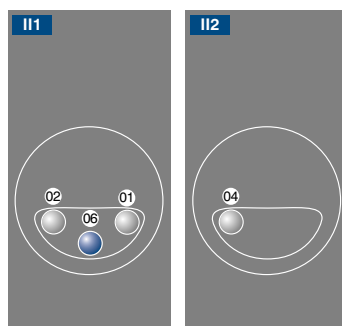
## Complementary Products

Adapterbox A232

PNP-NPN Converter BG2V1P-N-2M

wTeach2 software DNNF005

## Ctrl. Panel



01 = Switching Status Indicator

02 = Contamination Warning

04 = Function Indicator

06 = Teach Button

# Fork Sensor

**50 mm**

**LASER**

Range

InoxSens



- Collimated laser beam (0.6 mm diameter over the entire fork width)
- Recognition of transparent objects
- Rugged, corrosion-free V4A stainless steel housing in hygienic design
- Teach-in key and external teach-in

## Technical Data

### Optical Data

Fork Width	50 mm
Smallest Recognizable Part	40 $\mu$ m
Smallest Detectable Gap	50 $\mu$ m
Switching Hysteresis	< 10 %
Light Source	Laser (red)
Service Life (T = +25 °C)	100000 h
Laser Class (EN 60825-1)	2
Max. Ambient Light	10000 Lux
Spot Diameter	0,6 mm
Repeat Accuracy	< 5 $\mu$ m

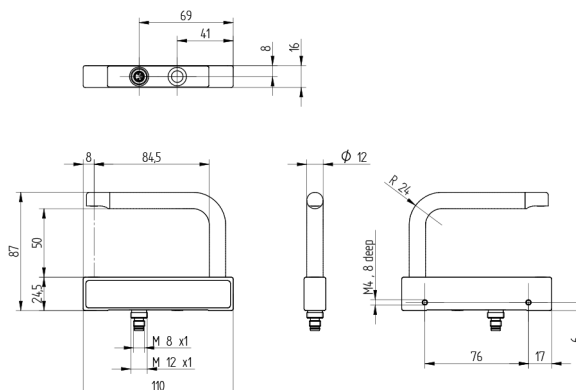

### Electrical Data

Supply Voltage	10...30 V DC
Current Consumption (U <sub>b</sub> = 24 V)	< 20 mA
Switching Frequency	10 kHz
Response Time	50 $\mu$ s
Off-Delay	0...100 ms
Temperature Range	-25...60 °C
Switching Output Voltage Drop	< 2,5 V
PNP Switching Output/Switching Current	100 mA
Short Circuit Protection	yes
Reverse Polarity Protection	yes
Overload Protection	yes
Teach Mode	NT, MT
Protection Class	III

### Mechanical Data







Setting Method	Teach-In
Housing Material	Stainless Steel 316L
Degree of Protection	IP69K
Connection	M8 $\times$ 1; 4-pin
Ecolab	yes

Fork sensors have a collimated laser beam with a very small diameter of 0.6 mm over the entire fork width. As a result, they're capable of detecting extremely small parts down to a size of just 40  $\mu$ m and even transparent objects at high speeds of up to 10 kHz. The innovative layout of the fork sensors in hygienic design permits various fork widths within a range of 50 to 220 mm, and allows contamination and cleaning agents to flow off of the surface in an ideal manner.



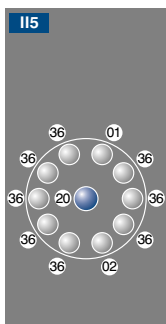
Screw M4 = 1 Nm

All dimensions in mm (1 mm = 0.03937 Inch)

	Plug Version	
	Part Number	
     	P1HJ006	P1HJ007
PNP NO/NC switchable	●	●
Optic Cover	Glass	Plastic
Connection Diagram No.	152	152
Control Panel No.	115	115
Suitable Connection Technology No.	7	7
Suitable Mounting Technology No.	570	570

Connection Diagrams page 92 / System Components page 68 / System Solution page 8

## Ctrl. Panel



- 01 = Switching Status Indicator
- 02 = Contamination Warning
- 20 = Enter Button
- 36 = Mode Indicator

# Fork Sensor

**120 mm** **LASER**

Range

InoxSens



- Collimated laser beam (0.6 mm diameter over the entire fork width)
- Recognition of transparent objects
- Rugged, corrosion-free V4A stainless steel housing in hygienic design
- Teach-in key and external teach-in

## Technical Data

### Optical Data

Fork Width	120 mm
Smallest Recognizable Part	40 $\mu$ m
Smallest Detectable Gap	50 $\mu$ m
Switching Hysteresis	< 10 %
Light Source	Laser (red)
Service Life (T = +25 °C)	100000 h
Laser Class (EN 60825-1)	2
Max. Ambient Light	10000 Lux
Spot Diameter	0,6 mm
Repeat Accuracy	< 5 $\mu$ m

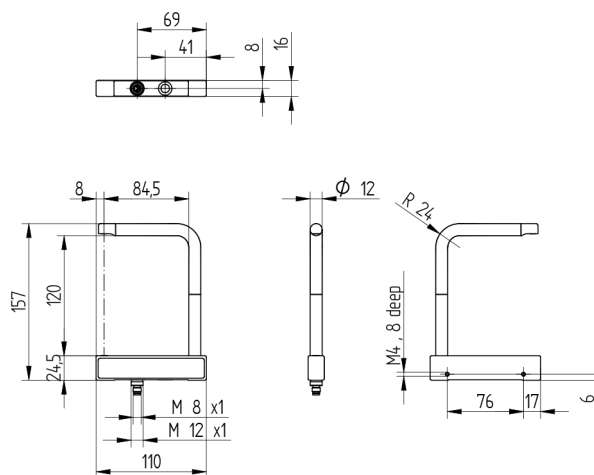

### Electrical Data

Supply Voltage	10...30 V DC
Current Consumption (U <sub>b</sub> = 24 V)	< 20 mA
Switching Frequency	10 kHz
Response Time	50 $\mu$ s
Off-Delay	0...100 ms
Temperature Range	-25...60 °C
Switching Output Voltage Drop	< 2,5 V
PNP Switching Output/Switching Current	100 mA
Short Circuit Protection	yes
Reverse Polarity Protection	yes
Overload Protection	yes
Teach Mode	NT, MT
Protection Class	III

### Mechanical Data







Setting Method	Teach-In
Housing Material	Stainless Steel 316L
Degree of Protection	IP69K
Connection	M8 $\times$ 1; 4-pin
Ecolab	yes

Fork sensors have a collimated laser beam with a very small diameter of 0.6 mm over the entire fork width. As a result, they're capable of detecting extremely small parts down to a size of just 40  $\mu$ m and even transparent objects at high speeds of up to 10 kHz. The innovative layout of the fork sensors in hygienic design permits various fork widths within a range of 50 to 220 mm, and allows contamination and cleaning agents to flow off of the surface in an ideal manner.



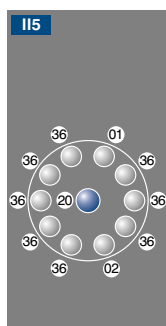
Screw M4 = 1 Nm

All dimensions in mm (1 mm = 0.03937 Inch)

	Plug Version	
	Part Number	
     	P1HJ001	P1HJ004
PNP NO/NC switchable	●	●
Optic Cover	Glass	Plastic
Connection Diagram No.	152	152
Control Panel No.	115	115
Suitable Connection Technology No.	7	7
Suitable Mounting Technology No.	570	570

Connection Diagrams page 92 / System Components page 68 / System Solution page 8

## Ctrl. Panel



01 = Switching Status Indicator  
02 = Contamination Warning  
20 = Enter Button  
36 = Mode Indicator

# Fork Sensor

**220 mm** **LASER**

Range

InoxSens

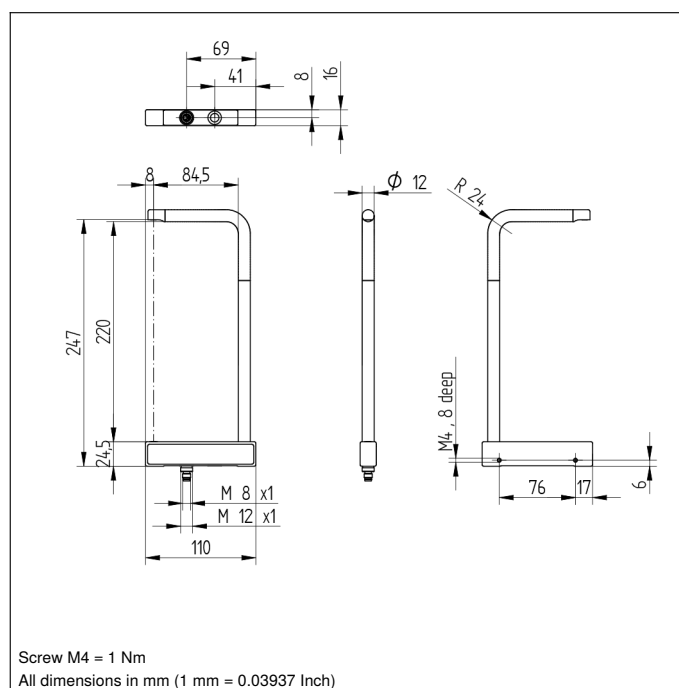









- Collimated laser beam (0.6 mm diameter over the entire fork width)
- Recognition of transparent objects
- Rugged, corrosion-free V4A stainless steel housing in hygienic design
- Teach-in key and external teach-in

## Technical Data

Optical Data	
Fork Width	220 mm
Smallest Recognizable Part	40 $\mu$ m
Smallest Detectable Gap	50 $\mu$ m
Switching Hysteresis	< 10 %
Light Source	Laser (red)
Service Life (T = +25 °C)	100000 h
Laser Class (EN 60825-1)	2
Max. Ambient Light	10000 Lux
Spot Diameter	0,6 mm
Repeat Accuracy	< 5 $\mu$ m
Electrical Data	
Supply Voltage	10...30 V DC
Current Consumption (Ub = 24 V)	< 20 mA
Switching Frequency	10 kHz
Response Time	50 $\mu$ s
Off-Delay	0...100 ms
Temperature Range	-25...60 °C
Switching Output Voltage Drop	< 2,5 V
PNP Switching Output/Switching Current	100 mA
Short Circuit Protection	yes
Reverse Polarity Protection	yes
Overload Protection	yes
Teach Mode	NT, MT
Protection Class	III
Mechanical Data	
Setting Method	Teach-In
Housing Material	Stainless Steel 316L
Degree of Protection	IP69K
Connection	M8 $\times$ 1; 4-pin
Ecolab	yes

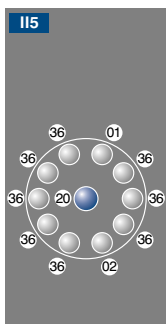
Fork sensors have a collimated laser beam with a very small diameter of 0.6 mm over the entire fork width. As a result, they're capable of detecting extremely small parts down to a size of just 40  $\mu$ m and even transparent objects at high speeds of up to 10 kHz. The innovative layout of the fork sensors in hygienic design permits various fork widths within a range of 50 to 220 mm, and allows contamination and cleaning agents to flow off of the surface in an ideal manner.



	Plug Version	
	Part Number	
     	P1HJ002	P1HJ005
PNP NO/NC switchable	●	●
Optic Cover	Glass	Plastic
Connection Diagram No.	152	152
Control Panel No.	115	115
Suitable Connection Technology No.	7	7
Suitable Mounting Technology No.	570	570

Connection Diagrams page 92 / System Components page 68 / System Solution page 8

## Ctrl. Panel



01 = Switching Status Indicator  
02 = Contamination Warning  
20 = Enter Button  
36 = Mode Indicator

# Inductive Sensor with Full-Metal Housing

**4 mm**

M12 x 1

Range  
flush

InoxSens



## Technical Data

### Inductive Data

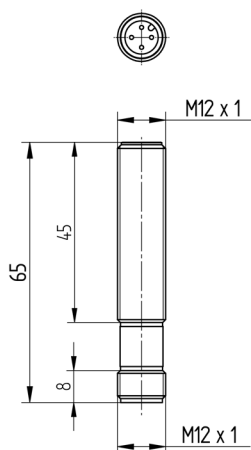
Switching Distance	4 mm
Correction Factors V2A/CuZn/Al	0,82/0,35/0,32
Mounting	flush
Mounting A/B/C/D in mm	0/8/12/0
Mounting A/B/C/D (V2A) in mm	0/8/12/0
Switching Hysteresis	< 15 %

### Electrical Data

Supply Voltage	10...30 V DC
Current Consumption (U <sub>b</sub> = 24 V)	< 15 mA
Switching Frequency	500 Hz
Temperature Drift	< 10 %
Temperature Range	-25...80 °C
Switching Output Voltage Drop	< 2,5 V
Switching Output/Switching Current	400 mA
Residual Current Switching Output	< 100 µA
Short Circuit Protection	yes
Reverse Polarity and Overload Protection	yes
Protection Class	III

### Mechanical Data

Housing Material	Stainless Steel 316L
Full Encapsulation	yes
Degree of Protection	IP68/IP69K
Connection	M12 x 1; 4-pin
Mechanical Strength Sensor Area	60 bar
Ex II 3G Ex nA IIC T5 Gc X	yes
Ex II 3D Ex tc IIIC T90°C Dc IP6X X	yes



All dimensions in mm (1 mm = 0.03937 Inch)



Housing: Stainless Steel V4A 1.4404,  
316L



## Plug Version

Part Number	IB040DE65UB3	IB040DE65UD3
PNP NO	●	
PNP NC		●
Connection Diagram No.	1021	106
Suitable Connection Technology No.	2	2
Suitable Mounting Technology No.	170	170

Connection Diagrams page 92 / System Components page 68

## Complementary Products

PNP-NPN Converter BG2V1P-N-2M

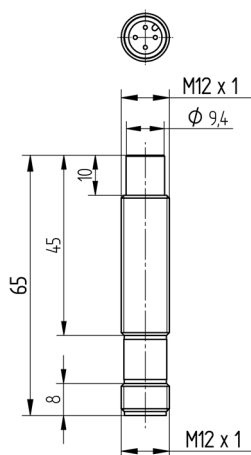
Protection Clip Z0007

# Inductive Sensor with Full-Metal Housing

## 6 mm

M12 x 1

Range  
non-flush



All dimensions in mm (1 mm = 0.03937 Inch)

Housing: Stainless Steel V4A 1.4404,  
316L



## Technical Data

### Inductive Data

Switching Distance	6 mm
Correction Factors V2A/CuZn/Al	0,97/0,30/0,27
Mounting	non-flush
Mounting A/B/C/D in mm	12/18/18/10
Mounting A/B/C/D (V2A) in mm	12/18/18/10
Switching Hysteresis	< 15 %

### Electrical Data

Supply Voltage	10...30 V DC
Current Consumption (U <sub>b</sub> = 24 V)	< 15 mA
Switching Frequency	500 Hz
Temperature Drift	< 10 %
Temperature Range	-25...80 °C
Switching Output Voltage Drop	< 2,5 V
Switching Output/Switching Current	400 mA
Residual Current Switching Output	< 100 µA
Short Circuit Protection	yes
Reverse Polarity and Overload Protection	yes
Protection Class	III

### Mechanical Data

Housing Material	Stainless Steel 316L
Full Encapsulation	yes
Degree of Protection	IP68/IP69K
Connection	M12 x 1; 4-pin
Mechanical Strength Sensor Area	60 bar
Ex II 3G Ex nA IIC T5 Gc X	yes
Ex II 3D Ex tc IIIC T90 °C Dc IP6X X	yes

## Plug Version

Part Number	IB060SE65UB3	IB060SE65UD3
PNP NO	●	
PNP NC		●
Connection Diagram No.	1021	106
Suitable Connection Technology No.	2	2
Suitable Mounting Technology No.	170	170

Connection Diagrams page 92 / System Components page 68

## Complementary Products

PNP-NPN Converter BG2V1P-N-2M

Protection Clip Z0007

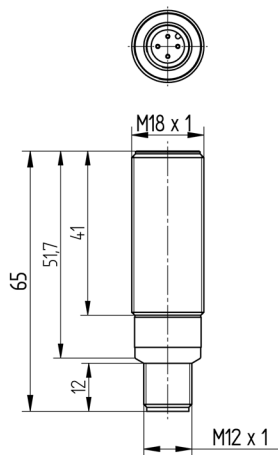
# Inductive Sensor with Full-Metal Housing

**8 mm**

M18 x 1

Range  
flush

InoxSens



All dimensions in mm (1 mm = 0.03937 Inch)



Housing: Stainless Steel V4A 1.4404,  
316L



## Technical Data

### Inductive Data

Switching Distance	8 mm
Correction Factors V2A/CuZn/Al	0,89/0,38/0,33
Mounting	flush
Mounting A/B/C/D in mm	0/22/24/0
Mounting A/B/C/D (V2A) in mm	0/22/24/0
Switching Hysteresis	< 15 %

### Electrical Data

Supply Voltage	10...30 V DC
Current Consumption (U <sub>b</sub> = 24 V)	< 15 mA
Switching Frequency	400 Hz
Temperature Drift	< 10 %
Temperature Range	-25...80 °C
Switching Output Voltage Drop	< 2,5 V
Switching Output/Switching Current	400 mA
Residual Current Switching Output	< 100 µA
Short Circuit Protection	yes
Reverse Polarity and Overload Protection	yes
Protection Class	III

### Mechanical Data

Housing Material	Stainless Steel 316L
Full Encapsulation	yes
Degree of Protection	IP68/IP69K
Connection	M12 x 1; 4-pin
Mechanical Strength Sensor Area	10 bar
Ex II 3G Ex nA IIC T5 Gc X	yes
Ex II 3D Ex tc IIIC T90°C Dc IP6X X	yes

## Plug Version

Part Number	IW080DE65UA3
-------------	--------------

PNP NO/NC antivalent	●
Connection Diagram No.	101
Suitable Connection Technology No.	2
Suitable Mounting Technology No.	150

Connection Diagrams page 92 / System Components page 68

## Complementary Products

PNP-NPN Converter BG2V1P-N-2M

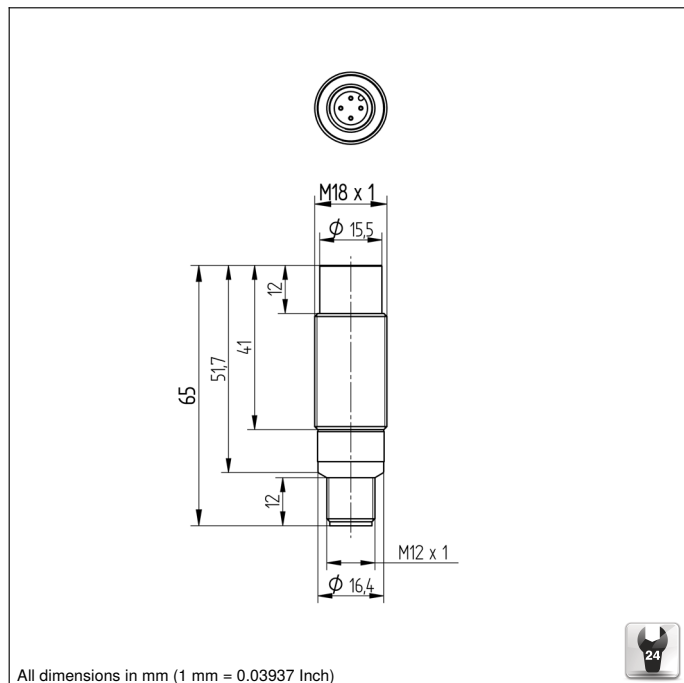
Protection Clip Z0007

# Inductive Sensor with Full-Metal Housing

## 12 mm

M18 x 1

Range  
non-flush



All dimensions in mm (1 mm = 0.03937 Inch)

Housing: Stainless Steel V4A 1.4404,  
316L



## Technical Data

### Inductive Data

Switching Distance	12 mm
Correction Factors V2A/CuZn/Al	1,13/0,65/0,55
Mounting	non-flush
Mounting A/B/C/D in mm	18/52/36/16
Mounting A/B/C/D (V2A) in mm	18/52/36/12
Switching Hysteresis	< 15 %

### Electrical Data

Supply Voltage	10...30 V DC
Current Consumption (U <sub>b</sub> = 24 V)	< 15 mA
Switching Frequency	400 Hz
Temperature Drift	< 10 %
Temperature Range	-25...80 °C
Switching Output Voltage Drop	< 2,5 V
Switching Output/Switching Current	400 mA
Residual Current Switching Output	< 100 µA
Short Circuit Protection	yes
Overload Protection	yes
Reverse Polarity and Overload Protection	yes
Protection Class	III

### Mechanical Data

Housing Material	Stainless Steel 316L
Full Encapsulation	yes
Degree of Protection	IP68/IP69K
Connection	M12 x 1; 4-pin
Mechanical Strength Sensor Area	45 bar
Ex II 3G Ex nA IIC T5 Gc X	yes
Ex II 3D Ex tc IIIC T90 °C Dc IP6X X	yes

### Plug Version

Part Number	IW120SE65UA3
PNP NO/NC antivalent	●
Connection Diagram No.	101
Suitable Connection Technology No.	2
Suitable Mounting Technology No.	150

Connection Diagrams page 92 / System Components page 68

## Complementary Products

PNP-NPN Converter BG2V1P-N-2M

Protection Clip Z0007

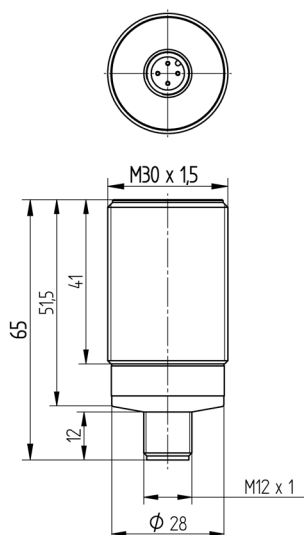
# Inductive Sensor with Full-Metal Housing

## 15 mm

M30 × 1,5

Range  
flush

InoxSens



All dimensions in mm (1 mm = 0.03937 Inch)

Housing: Stainless Steel V4A 1.4404,  
316L



## Technical Data

### Inductive Data

Switching Distance	15 mm
Correction Factors V2A/CuZn/Al	0,74/0,59/0,52
Mounting	flush
Mounting A/B/C/D in mm	0/30/45/0
Mounting A/B/C/D (V2A) in mm	0/30/45/0
Switching Hysteresis	< 15 %

### Electrical Data

Supply Voltage	10...30 V DC
Current Consumption (U <sub>b</sub> = 24 V)	< 15 mA
Switching Frequency	200 Hz
Temperature Drift	< 10 %
Temperature Range	-25...80 °C
Switching Output Voltage Drop	< 2,5 V
Switching Output/Switching Current	400 mA
Residual Current Switching Output	< 100 µA
Short Circuit Protection	yes
Reverse Polarity and Overload Protection	yes
Protection Class	III

### Mechanical Data

Housing Material	Stainless Steel 316L
Full Encapsulation	yes
Degree of Protection	IP68/IP69K
Connection	M12 × 1; 4-pin
Mechanical Strength Sensor Area	25 bar
Ex II 3G Ex nA IIC T5 Gc X	yes
Ex II 3D Ex tc IIIC T90°C Dc IP6X X	yes

## Plug Version

Part Number	IX150DE65UA3
PNP NO/NC antivalent	●
Connection Diagram No.	101
Suitable Connection Technology No.	2
Suitable Mounting Technology No.	130

Connection Diagrams page 92 / System Components page 68

## Complementary Products

PNP-NPN Converter BG2V1P-N-2M

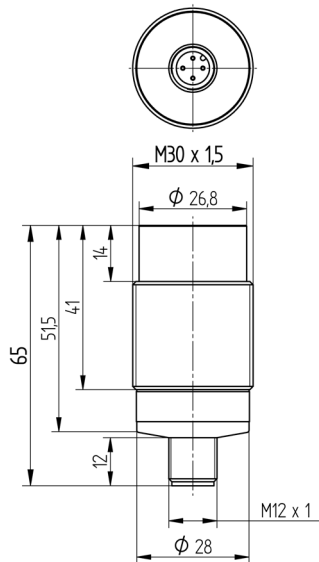
Protection Clip Z0007

# Inductive Sensor with Full-Metal Housing

## 25 mm

M30 × 1,5

Range  
non-flush



All dimensions in mm (1 mm = 0.03937 Inch)

Housing: Stainless Steel V4A 1.4404,  
316L



## Technical Data

### Inductive Data

Switching Distance	25 mm
Correction Factors V2A/CuZn/Al	1,09/0,65/0,58
Mounting	non-flush
Mounting A/B/C/D in mm	45/80/75/35
Mounting A/B/C/D (V2A) in mm	30/80/75/35
Switching Hysteresis	< 15 %

### Electrical Data

Supply Voltage	10...30 V DC
Current Consumption (U <sub>b</sub> = 24 V)	< 15 mA
Switching Frequency	200 Hz
Temperature Drift	< 10 %
Temperature Range	-25...80 °C
Switching Output Voltage Drop	< 2,5 V
Switching Output/Switching Current	400 mA
Residual Current Switching Output	< 100 µA
Short Circuit Protection	yes
Reverse Polarity and Overload Protection	yes
Protection Class	III

### Mechanical Data

Housing Material	Stainless Steel 316L
Full Encapsulation	yes
Degree of Protection	IP68/IP69K
Connection	M12 × 1; 4-pin
Mechanical Strength Sensor Area	25 bar
Ex II 3G Ex nA IIC T5 Gc X	yes
Ex II 3D Ex tc IIIC T90 °C Dc IP6X X	yes

## Plug Version

Part Number	IX250SE65UA3
PNP NO/NC antivalent	●
Connection Diagram No.	101
Suitable Connection Technology No.	2
Suitable Mounting Technology No.	130

Connection Diagrams page 92 / System Components page 68

## Complementary Products

PNP-NPN Converter BG2V1P-N-2M

Protection Clip Z0007

# Pressure Sensor

**0...40 bar**

Range

InoxSens UniBar



- **FDA compliant**
- **Hygienic design makes it easy to clean**
- **Piggable with flush mounting**
- **Robust stainless steel housing with IP69K**
- **Space-saving process connection thanks to small pressure membrane**

UniBar pressure sensors measure the relative pressure in closed systems of any medium in the range -1...600 bar.

UniBar pressure sensors are very easy to use thanks to the removable cover on the integrated display. The highly visible switching status display enables the rapid localization of affected sensors for maintenance processes.

Thanks to the metallic sealing edge on the process connection, no further seals are required.

## Technical Data

### Sensor-specific data

Adjustable Range	4...100 %
Medium	Liquids, gases
Switching Hysteresis	2 %
Measuring error	< ± 0,5 %
Temperature Drift	0,025 %/K

### Environmental conditions

Temperature of medium	-25...60 °C
Ambient temperature	-25...80 °C
EMC	DIN EN 61326-2-3
Shock resistance per DIN IEC 68-2-27	30 g / 11 ms
Vibration resistance per DIN IEC 60068-2-6	20 g (10...2000 Hz)

### Electrical Data

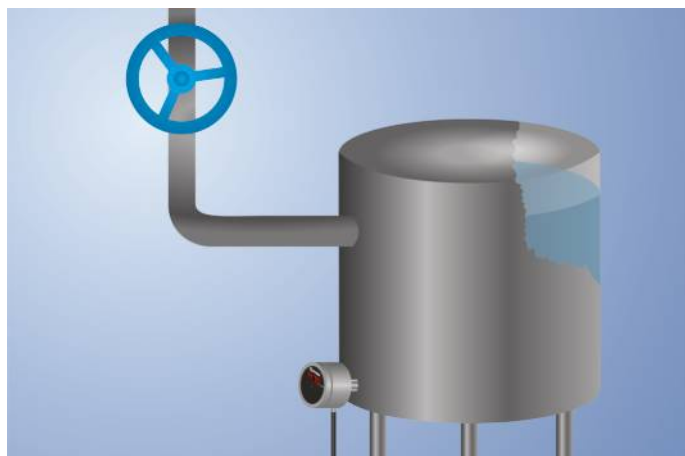
Supply Voltage	16...32 V DC
Current Consumption (U <sub>b</sub> = 24 V)	< 60 mA
Switching Outputs	1
Response Time	1,2 s
Switching Output/Switching Current	< 250 mA
Switching Output Voltage Drop	< 2 V
Analog Output	4...20 mA Press
Resolution	10 bit
Current Output Load Resistance	< 500 Ohm
Short Circuit Protection	yes
Reverse Polarity Protection	yes
Protection Class	III

### Mechanical Data

Setting Method	Menu
Housing Material	1.4404; PC; EPDM
Material Control Panel	Polyester
Material in contact with media	1.4435; 1.4404
Connection	M12 × 1; 4-pin
Process Connection	G 1/2" CIP-capable





### Safety-relevant Data

MTTFd (EN ISO 13849-1)	1201,51 a
------------------------	-----------



\* Tested by wenglor



* Tested by wenglor	   	Plug Version			
		Part Number	FFXP001	FFXP002	FFXP003
Analog Output		●	●	●	
Final value, analog output: scalable 2:1		●	●	●	
PNP NO/NC switchable		●	●	●	
Measuring Range		0...10 bar	0...25 bar	0...40 bar	
Maximum overload pressure		20 bar	50 bar	80 bar	
Bursting pressure		40 bar	100 bar	160 bar	
Degree of Protection		IP65/IP69K *	IP67/IP69K *	IP67/IP69K *	
Connection Diagram No.		533	533	533	
Control Panel No.		A13	A13	A13	
Suitable Connection Technology No.		21	21	21	
Suitable Mounting Technology No.		905 906	905 906	905 906	

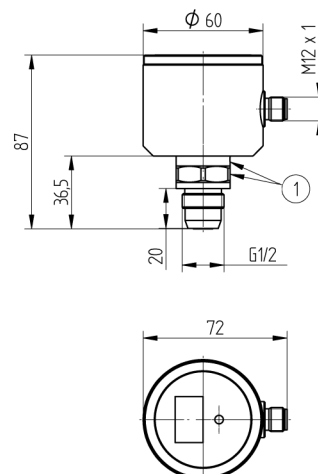
Connection Diagrams page 92 / System Components page 68 / System Solution page 8

The complete product range of pressure sensors can be found at [www.wenglor.com](http://www.wenglor.com).  
An overview of this can be found in the table of contents.

## Ctrl. Panel



01 = Switching Status Indicator    60 = Display  
0A = Detachable lid    99 = Right button  
20 = Enter Button  
22 = UP Button



1 = Rotatable relative to housing at 340°  
All dimensions in mm (1 mm = 0.03937 Inch)



# Flow Sensor

10...300 cm/s

Range

InoxSens UniFlow



- CIP-capable
- FDA compliant
- Highest precision of its class
- Hygienic design makes it easy to clean
- Measurement independent of flow direction
- Temperature of the medium: 0 ... 100° C (140° C for 24 hours without current measurement)

wenglor UniFlow flow sensors measure the flow rate of aqueous and oily media in closed piping systems.

UniFlow flow sensors are very easy to operate thanks to the removable cover on the integrated display. The highly visible switching status display enables the rapid localization of affected sensors for maintenance processes.

Thanks to the metallic sealing edge on the process connection, no further seals are required.

## Technical Data

### Sensor-specific data

Selectable measuring range	10...300 cm/s
Measuring range 1	10...150 cm/s
Adjustable range 1	15...150 cm/s
Measuring range 2	20...300 cm/s
Adjustable range 2	30...300 cm/s
Medium	Water
Measuring error	2 %
Switching Hysteresis	5 %
Temperature gradient	30 K
Response time in case of temperature jump	10 s

### Environmental conditions

Temperature of medium	0...100 °C
Temperature of the medium, short-term	140 °C
Ambient temperature	-20...70 °C
Mechanical Strength	60 bar
EMC	DIN EN 60947-5-9
Shock resistance per DIN IEC 68-2-27	30 g / 11 ms
Vibration resistance per DIN IEC 60068-2-6	20 g (10...2000 Hz)

### Electrical Data


Supply Voltage	16...32 V DC
Current Consumption (U <sub>b</sub> = 24 V)	60 mA
Switching Outputs	1
Response Time	1...5 s
Switching Output/Switching Current	< 250 mA
Switching Output Voltage Drop	< 2 V
Current Output Load Resistance	< 500 Ohm
Short Circuit Protection	yes
Reverse Polarity Protection	yes
Protection Class	III

### Mechanical Data

Setting Method	Menu
Housing Material	1.4404; PC; EPDM
Material Control Panel	Polyester
Material in contact with media	1.4435; 1.4404
Degree of Protection	IP67/IP69K *
Connection	M12 × 1; 4-pin
Process Connection	G 1/2" CIP-capable
Process Connection Length (PCL)	48 mm
Probe Length (PL)	10 mm

### Safety-relevant Data

MTTFd (EN ISO 13849-1)	1194,55 a
------------------------	-----------



\* Tested by wenglor

	Plug Version	
	Part Number	
	FFXF001	FFXF002
Analog output flow	●	
Analog output temperature		●
PNP NO/NC switchable	●	●
Analog Output	4...20 mA Flow	4...20 mA Temp
Connection Diagram No.	533	533
Control Panel No.	A12	A12
Suitable Connection Technology No.	21	21
Suitable Mounting Technology No.	906	906

Connection Diagrams page 92 / System Components page 68 / System Solution page 8

The complete product range of flow sensors can be found at [www.wenglor.com](http://www.wenglor.com).  
An overview of this can be found in the table of contents.

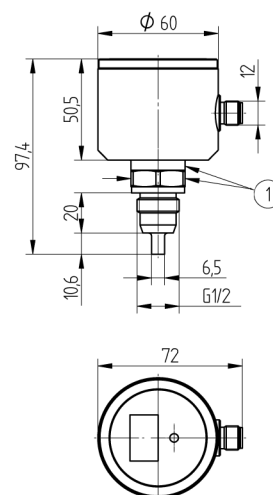
## Complementary Products

Flow calculator software DNNF008

## Ctrl. Panel



01 = Switching Status Indicator    60 = Display  
0A = Detachable lid    99 = Right button  
20 = Enter Button  
22 = UP Button



1 = Rotatable relative to housing at 340°  
All dimensions in mm (1 mm = 0.03937 Inch)



# Flow Sensor


10...400 cm/s

Range



- A single sensor for flow and temperature
- FDA compliant
- Measurement independent of flow direction and installation position
- Ready for Industry 4.0 with IO-Link 1.1

weFlux<sup>2</sup> Flow Sensors simultaneously measure flow velocity and the temperature of aqueous liquids regardless of position and direction of flow. Advantage: The number of measuring points and the diversity of sensor variants are cut in half, and greatest possible flexibility is assured for installation in closed piping systems. Either 2 switching outputs or 1 switching output and 1 analog output are available depending on application requirements. The outputs can be configured as desired via IO-Link in order to flexibly adapt the sensors to the respective application.



weFlux<sup>2</sup> InoxSens

## Technical Data

Sensor-specific data	
Measuring Range	10...400 cm/s
Temperature of the medium, flow measurement	-25...125 °C
Temperature of the medium, temperature measurement	-25...150 °C
Adjustable Range	10...400 cm/s
Medium	Water
Measuring error	2 %
Response time in case of temperature jump	10 s
Environmental conditions	
Ambient temperature	-25...80 °C
Storage temperature	-25...80 °C
Mechanical Strength	100 bar
EMC	DIN EN 61326-1
Shock resistance per DIN IEC 68-2-27	30 g / 11 ms
Vibration resistance per DIN IEC 60068-2-6	5 g (10...2000 Hz)
Electrical Data	
Supply Voltage	12...32 V DC
Current Consumption (U <sub>b</sub> = 24 V)	< 40 mA
Switching Outputs	2
Analog Outputs	1
Analog Output	0...10 V/4...20 mA
Response Time	1...5 s
Switching Output/Switching Current	± 100 mA
Switching Output Voltage Drop	< 2 V
Current Output Load Resistance	(U <sub>b</sub> -U <sub>bmin</sub> )/0,02A
Current Load Voltage Output	≤ 20 mA
Short Circuit Protection	yes
Reverse Polarity Protection	yes
Protection Class	III
Interface	IO-Link
IO-Link Version	1.1
Mechanical Data	
Setting Method	IO-Link
Housing Material	1.4404
Material in contact with media	1.4404
Degree of Protection	IP68/IP69K *
Connection	M12 × 1; 4-pin
Process Connection	Cutting/locking ring
Safety-relevant Data	
MTTFd (EN ISO 13849-1)	1210,41 a

\* Tested by wenglor



Plug Version

Part Number	Plug Version	
	FXFF001	FXFF002
Analog output switchable to flow or temperature	●	●
Switching output switchable to flow or temperature	●	●
Switchable to NC/NO	●	●
Configurable as PNP/NPN/Push-Pull	●	●
IO-Link	●	●
Process Connection Length (PCL)	59 mm	109 mm
Probe Length (PL)	50 mm	100 mm
Connection Diagram No.	139	139
Suitable Connection Technology No.	21	21
Suitable Mounting Technology No.	907 908	907 908

Connection Diagrams page 92 / System Components page 68 / System Solution page 8

The complete product range of flow sensors can be found at [www.wenglor.com](http://www.wenglor.com).  
An overview of this can be found in the table of contents.

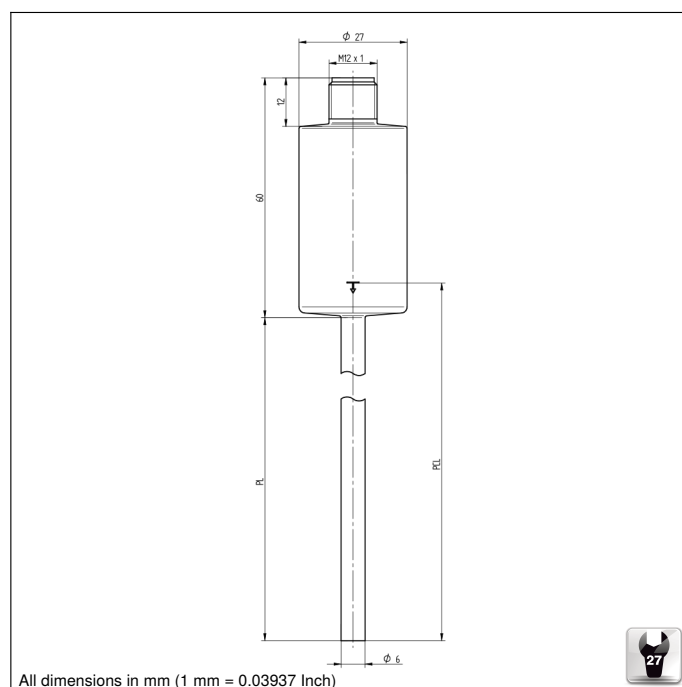
### Complementary Products

Flow calculator software DNNF008

IO-Link Master

wTeach2 software DNNF005

ZH6C00x adapter to G1/4"



# Flow Sensor

10...400 cm/s

Range

weFlux<sup>2</sup> InoxSens




- 2 analog outputs: 4 ... 20 mA
- A single sensor for flow and temperature
- FDA compliant
- Measurement independent of flow direction and instillation position





## Technical Data

Sensor-specific data	
Measuring Range	10...400 cm/s
Temperature of the medium, flow measurement	-25...125 °C
Temperature of the medium, temperature measurement	-25...150 °C
Adjustable Range	10...400 cm/s
Medium	Water
Measuring error	2 %
Response time in case of temperature jump	10 s
Environmental conditions	
Ambient temperature	-25...80 °C
Storage temperature	-25...80 °C
Mechanical Strength	100 bar
EMC	DIN EN 61326-1
Shock resistance per DIN IEC 68-2-27	30 g / 11 ms
Vibration resistance per DIN IEC 60068-2-6	5 g (10...2000 Hz)
Electrical Data	
Supply Voltage	12...32 V DC
Current Consumption (U <sub>b</sub> = 24 V)	< 40 mA
Analog Outputs	2
Analog Output	4...20 mA Flow O2 / Temp O1
Response Time	1...5 s
Short Circuit Protection	yes
Reverse Polarity Protection	yes
Protection Class	III
Mechanical Data	
Housing Material	1.4404
Material in contact with media	1.4404
Degree of Protection	IP68/IP69K *
Connection	M12 × 1; 4-pin
Process Connection	Cutting/locking ring
Safety-relevant Data	
MTTFd (EN ISO 13849-1)	1210,41 a

weFlux<sup>2</sup> Flow Sensors with two analog outputs simultaneously measure flow velocity and the temperature of aqueous liquids regardless of position and direction of flow. Advantage: The number of measuring points and the diversity of sensor variants are cut in half, and greatest possible flexibility is assured for installation in closed piping systems. The analysis module is integrated into the compact housing.



\* Tested by wenglor

	Plug Version			
	Part Number	FXFF101	FXFF102	
   				
Analog output flow		●	●	
Analog output temperature		●	●	
Process Connection Length (PCL)		59 mm	109 mm	
Probe Length (PL)		50 mm	100 mm	
Connection Diagram No.		141	141	
Suitable Connection Technology No.		21	21	
Suitable Mounting Technology No.		907 908	907 908	

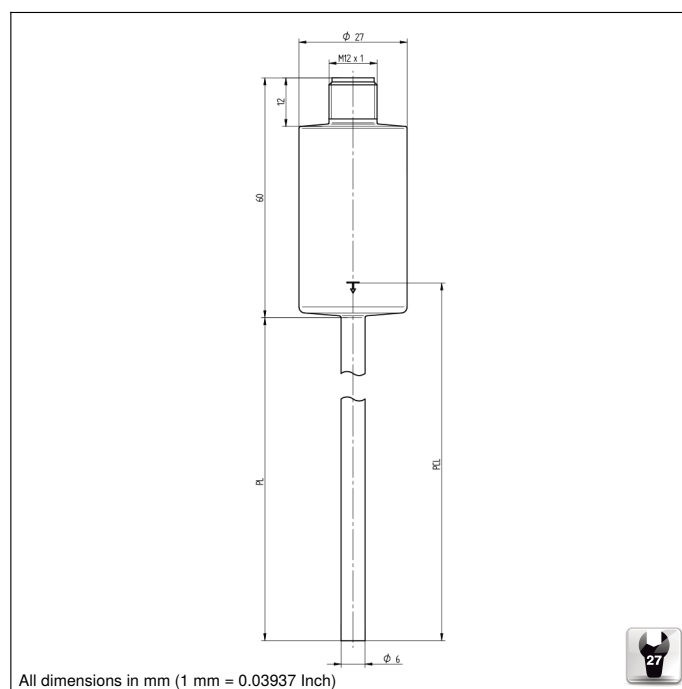
Connection Diagrams page 92 / System Components page 68 / System Solution page 8

**The complete product range of flow sensors can be found at [www.wenglor.com](http://www.wenglor.com).  
An overview of this can be found in the table of contents.**

## Complementary Products

Flow calculator software DNNF008

ZH6C00x adapter to G1/4"



# Flow Sensor

10...400 cm/s

Range

weFlux<sup>2</sup> InoxSens




- A single sensor for flow and temperature
- FDA compliant
- Measurement independent of flow direction and installation position
- Ready for Industry 4.0 with IO-Link 1.1

weFlux<sup>2</sup> Flow Sensors simultaneously measure flow velocity and the temperature of aqueous liquids regardless of position and direction of flow. Advantage: The number of measuring points and the diversity of sensor variants are cut in half, and greatest possible flexibility is assured for installation in closed piping systems. Either 2 switching outputs or 1 switching output and 1 analog output are available depending on application requirements. The outputs can be configured as desired via IO-Link in order to flexibly adapt the sensors to the respective application.

## Technical Data

Sensor-specific data	
Measuring Range	10...400 cm/s
Temperature of the medium, flow measurement	-25...125 °C
Temperature of the medium, temperature measurement	-25...150 °C
Adjustable Range	10...400 cm/s
Medium	Water
Measuring error	2 %
Response time in case of temperature jump	10 s
Environmental conditions	
Ambient temperature	-25...80 °C
Storage temperature	-25...80 °C
Mechanical Strength	25 bar
EMC	DIN EN 61326-1
Shock resistance per DIN IEC 68-2-27	30 g / 11 ms
Vibration resistance per DIN IEC 60068-2-6	5 g (10...2000 Hz)
Electrical Data	
Supply Voltage	12...32 V DC
Current Consumption (U <sub>b</sub> = 24 V)	< 40 mA
Switching Outputs	2
Analog Outputs	1
Analog Output	0...10 V/4...20 mA
Response Time	1...5 s
Switching Output/Switching Current	± 100 mA
Switching Output Voltage Drop	< 2 V
Current Output Load Resistance	(U <sub>b</sub> -U <sub>bmin</sub> )/0,02A
Current Load Voltage Output	≤ 20 mA
Short Circuit Protection	yes
Reverse Polarity Protection	yes
Protection Class	III
Interface	IO-Link
IO-Link Version	1.1
Mechanical Data	
Setting Method	IO-Link
Housing Material	1.4404
Material in contact with media	1.4404
Degree of Protection	IP68/IP69K *
Connection	M12 × 1; 4-pin
Process Connection	Clamp diameter: 50,5 mm
Process Connection Length (PCL)	49 mm
Probe Length (PL)	32 mm



\* Tested by wenglor



#### Plug Version

Part Number	FXFF005
Analog output switchable to flow or temperature	●
Switching output switchable to flow or temperature	●
Switchable to NC/NO	●
Configurable as PNP/NPN/Push-Pull	●
IO-Link	●
Connection Diagram No.	139
Suitable Connection Technology No.	21

Connection Diagrams page 92 / System Components page 68 / System Solution page 8

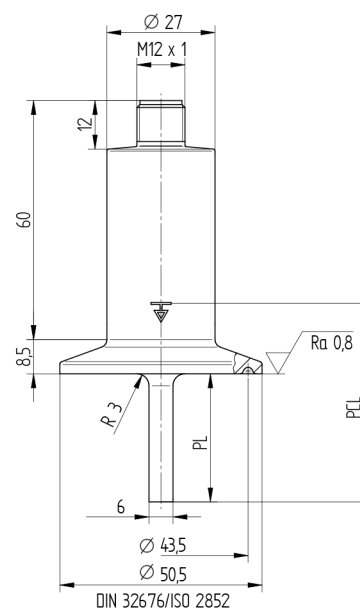
The complete product range of flow sensors can be found at [www.wenglor.com](http://www.wenglor.com).  
An overview of this can be found in the table of contents.

#### Complementary Products

Flow calculator software DNNF008

IO-Link Master

wTeach2 software DNNF005



All dimensions in mm (1 mm = 0.03937 Inch)

# Flow Sensor

10...400 cm/s

Range

weFlux<sup>2</sup> InoxSens



- A single sensor for flow and temperature
- FDA compliant
- Measurement independent of flow direction and installation position
- Ready for Industry 4.0 with IO-Link 1.1

weFlux<sup>2</sup> Flow Sensors simultaneously measure flow velocity and the temperature of aqueous liquids regardless of position and direction of flow. Advantage: The number of measuring points and the diversity of sensor variants are cut in half, and greatest possible flexibility is assured for installation in closed piping systems. Either 2 switching outputs or 1 switching output and 1 analog output are available depending on application requirements. The outputs can be configured as desired via IO-Link in order to flexibly adapt the sensors to the respective application.

## Technical Data

### Sensor-specific data

Measuring Range	10...400 cm/s
Temperature of the medium, flow measurement	-25...125 °C
Temperature of the medium, temperature measurement	-25...150 °C
Adjustable Range	10...400 cm/s
Medium	Water
Measuring error	2 %
Response time in case of temperature jump	10 s

### Environmental conditions

Ambient temperature	-25...80 °C
Storage temperature	-25...80 °C
Mechanical Strength	100 bar
EMC	DIN EN 61326-1
Shock resistance per DIN IEC 68-2-27	30 g / 11 ms
Vibration resistance per DIN IEC 60068-2-6	5 g (10...2000 Hz)

### Electrical Data


Supply Voltage	12...32 V DC
Current Consumption (U <sub>b</sub> = 24 V)	< 40 mA
Switching Outputs	2
Analog Outputs	1
Analog Output	0...10 V/4...20 mA
Response Time	1...5 s
Switching Output/Switching Current	± 100 mA
Switching Output Voltage Drop	< 2 V
Current Output Load Resistance	(U <sub>b</sub> -U <sub>bmin</sub> )/0,02A
Current Load Voltage Output	≤ 20 mA
Short Circuit Protection	yes
Reverse Polarity Protection	yes
Protection Class	III
Interface	IO-Link
IO-Link Version	1.1

### Mechanical Data

Setting Method	IO-Link
Housing Material	1.4404
Material in contact with media	1.4404
Degree of Protection	IP68/IP69K *
Connection	M12 × 1; 4-pin
Process Connection	Sealing cone M18 × 1.5

### Safety-relevant Data

MTTFd (EN ISO 13849-1)	1210,41 a
------------------------	-----------



\* Tested by wenglor



#### Plug Version

Part Number	Plug Version	
	FXFF003	FXFF004
Analog output switchable to flow or temperature	●	●
Switching output switchable to flow or temperature	●	●
Switchable to NC/NO	●	●
Configurable as PNP/NPN/Push-Pull	●	●
IO-Link	●	●
Process Connection Length (PCL)	82 mm	132 mm
Probe Length (PL)	50 mm	100 mm
Connection Diagram No.	139	139
Suitable Connection Technology No.	21	21
Suitable Mounting Technology No.	900 901	900 901

Connection Diagrams page 92 / System Components page 68 / System Solution page 8

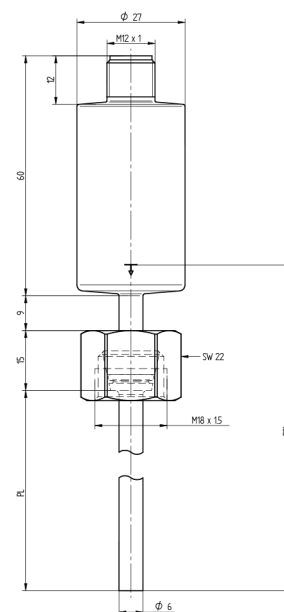
The complete product range of flow sensors can be found at [www.wenglor.com](http://www.wenglor.com).  
An overview of this can be found in the table of contents.

#### Complementary Products

Flow calculator software DNNF008

IO-Link Master

wTeach2 software DNNF005



All dimensions in mm (1 mm = 0.03937 Inch)



# Flow Sensor

**10...400 cm/s**

Range

**weFlux<sup>2</sup> InoxSens**



- **2 analog outputs: 4 ... 20 mA**
- **A single sensor for flow and temperature**
- **FDA compliant**
- **Measurement independent of flow direction and instillation position**

## Technical Data

### Sensor-specific data

Measuring Range	10...400 cm/s
Temperature of the medium, flow measurement	-25...125 °C
Temperature of the medium, temperature measurement	-25...150 °C
Adjustable Range	10...400 cm/s
Medium	Water
Measuring error	2 %
Response time in case of temperature jump	10 s

### Environmental conditions

Ambient temperature	-25...80 °C
Storage temperature	-25...80 °C
Mechanical Strength	100 bar
EMC	DIN EN 61326-1
Shock resistance per DIN IEC 68-2-27	30 g / 11 ms
Vibration resistance per DIN IEC 60068-2-6	5 g (10...2000 Hz)

### Electrical Data

Supply Voltage	12...32 V DC
Current Consumption (U <sub>b</sub> = 24 V)	< 40 mA
Analog Outputs	2
Analog Output	4...20 mA Flow O2 / Temp O1
Response Time	1...5 s
Short Circuit Protection	yes
Reverse Polarity Protection	yes
Protection Class	III


### Mechanical Data

Housing Material	1.4404
Material in contact with media	1.4404
Degree of Protection	IP68/IP69K *
Connection	M12 × 1; 4-pin
Process Connection	Sealing cone M18 × 1.5

### Safety-relevant Data

MTTFd (EN ISO 13849-1)	1210,41 a
------------------------	-----------

weFlux<sup>2</sup> Flow Sensors with two analog outputs simultaneously measure flow velocity and the temperature of aqueous liquids regardless of position and direction of flow. Advantage: The number of measuring points and the diversity of sensor variants are cut in half, and greatest possible flexibility is assured for installation in closed piping systems. The analysis module is integrated into the compact housing.



\* Tested by wenglor

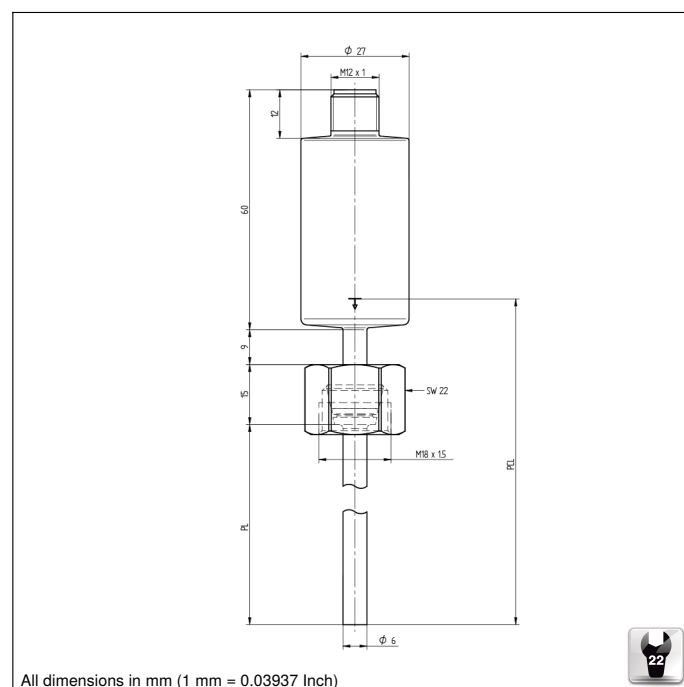
	Plug Version	
	Part Number	
	FXFF103	FXFF104
Analog output flow	●	●
Analog output temperature	●	●
Process Connection Length (PCL)	82 mm	132 mm
Probe Length (PL)	50 mm	100 mm
Connection Diagram No.	141	141
Suitable Connection Technology No.	21	21
Suitable Mounting Technology No.	900 901	900 901

Connection Diagrams page 92 / System Components page 68 / System Solution page 8

The complete product range of flow sensors can be found at [www.wenglor.com](http://www.wenglor.com).  
An overview of this can be found in the table of contents.

## Complementary Products

Flow calculator software DNNF008



# Temperature Sensor

0...140 °C

Range

InoxSens UniTemp



- FDA compliant
- Hygienic design makes it easy to clean
- Robust stainless steel housing with IP69K
- Simple operation via the display
- Temperature range: 0...200 °C available

UniTemp temperature sensors measure the temperature of liquid or gaseous media and facilitate the temperature monitoring of processes.

UniTemp temperature sensors are very easy to operate thanks to the removable cover on the integrated display. The highly visible switching status display enables the rapid localization of affected sensors for maintenance processes.

Thanks to the metallic sealing edge on the process connection, no further seals are required.

## Technical Data

### Sensor-specific data

Temperature Measurement Range	0...140 °C
Adjustable Range	2...139 °C
Medium	Liquids, gases
Measuring error	± 1 °C
Resolution	1 °C
Switching Hysteresis	2 °C
Response Time	2...4 s

### Environmental conditions

Temperature of medium	0...140 °C
Ambient temperature	-20...80 °C
Mechanical Strength	60 bar
EMC	DIN EN 61326-2-3
Shock resistance per DIN IEC 68-2-27	30 g / 11 ms
Vibration resistance per DIN IEC 60068-2-6	20 g (10...2000 Hz)

### Electrical Data


Supply Voltage	16...32 V DC
Current Consumption (U <sub>b</sub> = 24 V)	60 mA
Switching Outputs	1
Switching Output/Switching Current	< 250 mA
Switching Output Voltage Drop	< 2 V
Analog Output	4...20 mA Temp
Current Output Load Resistance	< 500 Ohm
Short Circuit Protection	yes
Reverse Polarity Protection	yes
Protection Class	III

### Mechanical Data

Setting Method	Menu
Housing Material	1.4404; PC; EPDM
Material Control Panel	Polyester
Material in contact with media	1.4435; 1.4404
Degree of Protection	IP67/IP69K *
Connection	M12 × 1; 4-pin
Process Connection	G 1/2" CIP-capable
Process Connection Length (PCL)	48 mm
Probe Length (PL)	10 mm

### Safety-relevant Data

MTTFd (EN ISO 13849-1)	1194,55 a
------------------------	-----------



\* Tested by wenglor



Plug Version	
Part Number	FFXT001
Analog Output	●
PNP NO/NC switchable	●
Connection Diagram No.	533
Control Panel No.	A11
Suitable Connection Technology No.	21
Suitable Mounting Technology No.	906

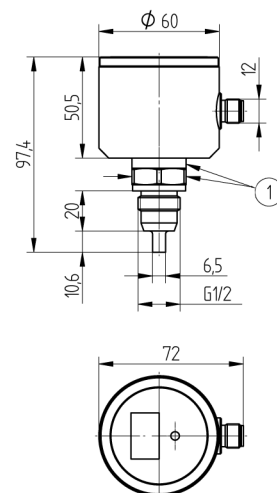
Connection Diagrams page 92 / System Components page 68 / System Solution page 8

The complete product range of temperature sensors can be found at [www.wenglor.com](http://www.wenglor.com).  
An overview of this can be found in the table of contents.

## Ctrl. Panel



01 = Switching Status Indicator    60 = Display  
0A = Detachable lid    99 = Right button  
20 = Enter Button  
22 = UP Button



1 = Rotatable relative to housing at 340°  
All dimensions in mm (1 mm = 0.03937 Inch)



# Temperature Sensor

**-50...150 °C**

Range

weFlux<sup>2</sup> InoxSens



- FDA compliant
- Ready for Industry 4.0 with IO-Link 1.1
- Response time T90: < 2 seconds
- Temperature measuring range: -50 ... +150° C

weFlux<sup>2</sup> Temperature Sensors ensure precise temperature measurement of liquids and gases in closed piping systems. Either 2 switching outputs, 1 switching output and 1 analog output or one 2-wire analog output is available depending on settings and connection configuration. The outputs can be configured as desired via IO-Link in order to flexibly adapt the sensors to the respective application.

## Technical Data

### Sensor-specific data

Temperature Measurement Range	-50...150 °C
Adjustable Range	-50...150 °C
Medium	Liquids, gases
Measuring error	± 0,5 °C
Resolution	0,01 °C
Response Time	< 2 s

### Environmental conditions

Temperature of medium	-50...150 °C
Ambient temperature	-25...80 °C
Storage temperature	-25...80 °C
Mechanical Strength	100 bar
EMC	DIN EN 61326-1
Shock Resistance	IEC 60751
Vibration resistance	IEC 60751

### Electrical Data


2-wire supply power	12...32 V DC
3-wire supply power	12...32 V DC
Current Consumption (U <sub>b</sub> = 24 V)	< 15 mA
Switching Outputs	2
Switching Output/Switching Current	± 100 mA
Switching Output Voltage Drop	< 1,5 V DC
Analog Output	0...10 V/4...20 mA
Current Output Load Resistance	(U <sub>b</sub> -U <sub>bmin</sub> )/0,02A
Short Circuit Protection	yes
Reverse Polarity Protection	yes
Protection Class	III
Interface	IO-Link
IO-Link Version	1.1

### Mechanical Data

Setting Method	IO-Link
Housing Material	1.4404
Material in contact with media	1.4404
Degree of Protection	IP68/IP69K *
Connection	M12 × 1; 4-pin
Process Connection	Cutting/locking ring

### Safety-relevant Data

MTTFd (EN ISO 13849-1)	1198,4 a
------------------------	----------



\* Tested by wenglor



	Plug Version	
	Part Number	
	FXTT001	FXTT002
Analog Output	●	●
Configurable as PNP/NPN/Push-Pull	●	●
Switchable to NC/NO	●	●
IO-Link	●	●
Process Connection Length (PCL)	109 mm	209 mm
Probe Length (PL)	100 mm	200 mm
Connection Diagram No.	139	139
Suitable Connection Technology No.	21	21
Suitable Mounting Technology No.	907 908	907 908

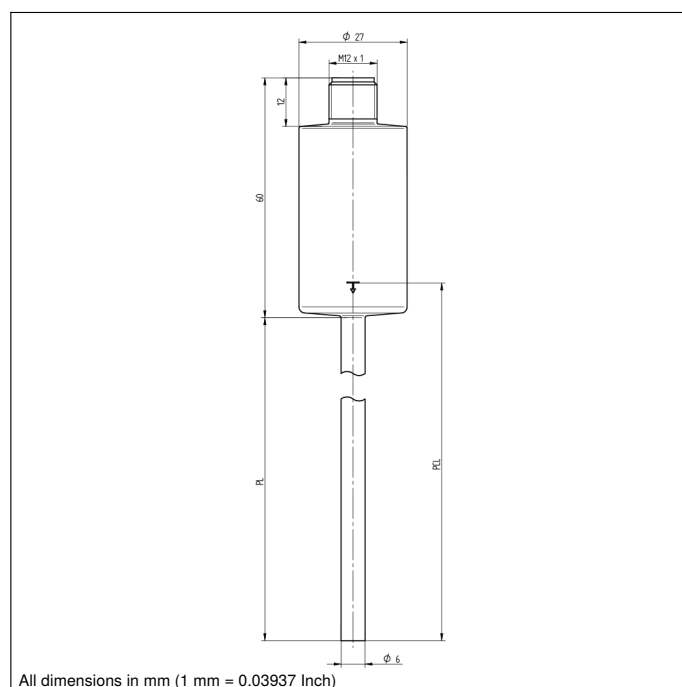
Connection Diagrams page 92 / System Components page 68 / System Solution page 8

The complete product range of temperature sensors can be found at [www.wenglor.com](http://www.wenglor.com).  
An overview of this can be found in the table of contents.

## Complementary Products

IO-Link Master

wTeach2 software DNNF005



# Temperature Sensor

**-50...150 °C**

Range

weFlux<sup>2</sup> InoxSens



- FDA compliant
- Ready for Industry 4.0 with IO-Link 1.1
- Response time T90: < 2 seconds
- Temperature measuring range: -50 ... +150° C

weFlux<sup>2</sup> Temperature Sensors ensure precise temperature measurement of liquids and gases in closed piping systems. Either 2 switching outputs, 1 switching output and 1 analog output or one 2-wire analog output is available depending on settings and connection configuration. The outputs can be configured as desired via IO-Link in order to flexibly adapt the sensors to the respective application.

## Technical Data

### Sensor-specific data

Temperature Measurement Range	-50...150 °C
Adjustable Range	-50...150 °C
Medium	Liquids, gases
Measuring error	± 0,5 °C
Resolution	0,01 °C
Response Time	< 2 s

### Environmental conditions

Temperature of medium	-50...150 °C
Ambient temperature	-25...80 °C
Storage temperature	-25...80 °C
Mechanical Strength	100 bar
EMC	DIN EN 61326-1
Shock Resistance	IEC 60751
Vibration resistance	IEC 60751

### Electrical Data


2-wire supply power	12...32 V DC
3-wire supply power	12...32 V DC
Current Consumption (U <sub>b</sub> = 24 V)	< 15 mA
Switching Outputs	2
Switching Output/Switching Current	± 100 mA
Switching Output Voltage Drop	< 1,5 V DC
Analog Output	0...10 V/4...20 mA
Current Output Load Resistance	(U <sub>b</sub> -U <sub>bmin</sub> )/0,02A
Short Circuit Protection	yes
Reverse Polarity Protection	yes
Protection Class	III
Interface	IO-Link
IO-Link Version	1.1

### Mechanical Data

Setting Method	IO-Link
Housing Material	1.4404
Material in contact with media	1.4404
Degree of Protection	IP68/IP69K *
Connection	M12 × 1; 4-pin
Process Connection	Sealing cone M18 × 1,5

### Safety-relevant Data

MTTFd (EN ISO 13849-1)	1198,4 a
------------------------	----------



\* Tested by wenglor



	Plug Version	
	Part Number	
	FXTT003	FXTT004
Analog Output	●	●
Configurable as PNP/NPN/Push-Pull	●	●
Switchable to NC/NO	●	●
IO-Link	●	●
Process Connection Length (PCL)	132 mm	232 mm
Probe Length (PL)	100 mm	200 mm
Connection Diagram No.	139	139
Suitable Connection Technology No.	21	21
Suitable Mounting Technology No.	900 901	900 901

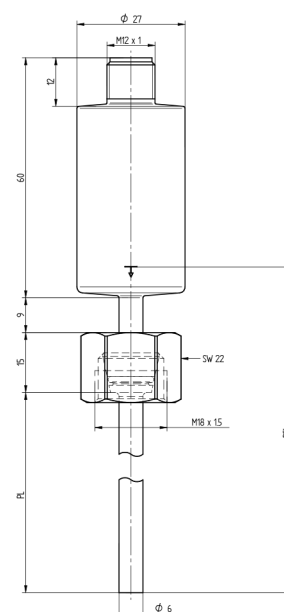
Connection Diagrams page 92 / System Components page 68 / System Solution page 8

The complete product range of temperature sensors can be found at [www.wenglor.com](http://www.wenglor.com).  
An overview of this can be found in the table of contents.

## Complementary Products

IO-Link Master

wTeach2 software DNNF005



All dimensions in mm (1 mm = 0.03937 Inch)

# Temperature Sensor

**-50...150 °C**

Range

weFlux<sup>2</sup> InoxSens



## Technical Data

### Sensor-specific data

Temperature Measurement Range	-50...200 °C
Medium	Liquids, gases
Response Time	< 2 s

### Environmental conditions

Temperature of medium	-50...200 °C
Ambient temperature	-25...80 °C
Storage temperature	-25...80 °C
Mechanical Strength	100 bar
Shock Resistance	IEC 60751
Vibration resistance	IEC 60751

### Mechanical Data


Housing Material	1.4404
Material in contact with media	1.4404
Degree of Protection	IP68/IP69K *
Connection	M12 × 1; 4-pin
Process Connection	Cutting/locking ring

### Safety-relevant Data

MTTFd (EN ISO 13849-1)	31062,7 a
------------------------	-----------

- FDA compliant
- Response time T90: < 2 seconds
- Robust stainless steel housing with IP69K
- Temperature measuring range: -50 ... +200° C

weFlux<sup>2</sup> Temperature Sensors ensure precise temperature measurement of liquids and gases in closed piping systems. It's easy to incorporate the standardized PT100/PT1000 resistance value into the controller. The compact housing with a diameter of just 27 mm is made of V4A stainless steel and features an easy-to-clean surface. Thanks to their rugged housing and functional design, the Temperature Sensors are FDA compliant.



\* Tested by wenglor



Plug Version

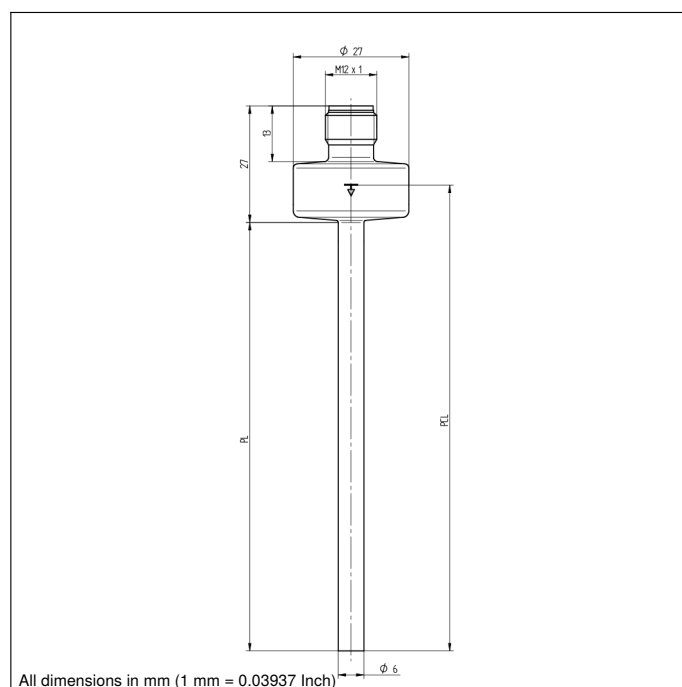
Part Number	Plug Version				
	FXDD001	FXDD002	FXDD101	FXDD102	FXDD103
PT100	●	●			
PT1000			●	●	●
Sensor element	PT100, Class B	PT100, Class B	PT1000, Class B	PT1000, Class B	PT1000, Class B
Process Connection Length (PCL)	59 mm	109 mm	59 mm	109 mm	209 mm
Probe Length (PL)	50 mm	100 mm	50 mm	100 mm	200 mm
Connection Diagram No.	140	140	140	140	140
Suitable Connection Technology No.	21	21	21	21	21
Suitable Mounting Technology No.	907   908	907   908	907   908	907   908	907   908

Connection Diagrams page 92 / System Components page 68 / System Solution page 8

The complete product range of temperature sensors can be found at [www.wenglor.com](http://www.wenglor.com).  
An overview of this can be found in the table of contents.

## Complementary Products

ZH6C00x adapter to G1/4"



# Mounting Tube

with InoxLock

InoxSens

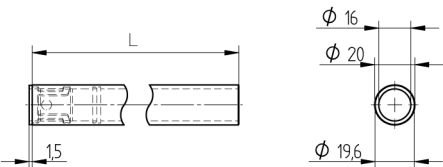
## Technical Data

Mechanical Data	
Material	Stainless Steel 316L
Material Sealing	Silicone (FDA)
Degree of Protection	IP68/IP69K
with threaded cable gland IP68/IP69K	no



- Hygienic design makes it easy to clean
- Made with food safe materials that are FDA approved
- Resistant to cleaning agents
- Waterproof (IP68/IP69K)

InoxSens is the hygiene series from wenglor. The InoxSens mounting tubes are also part of this complete system, which is seamlessly integrated into the machine. The stainless steel tubes made of V4A (1.4404/316L) are corrosion-free and resistant to cleaning agents, and they provide IP68/IP69K protection for all standard connector cables. The mounting tubes are available in straight and angled versions, as well as with threaded cable gland IP69K. The InoxLock set is also available separately for assembly by the customer.






All dimensions in mm (1 mm = 0.03937 Inch)



	Part Number	ZMRI0401	ZMRI0102
Packaging unit		1 Piece	1 Piece
Hygienic Design		●	●
Detergent resistant		●	●
Tube Length (L)		350 mm	70 mm
Mounting Number		490 500	490 500
Suitable Mounting Technology No.		140	140

Connection Diagrams page 92



# Mounting Tube

with InoxLock

InoxSens

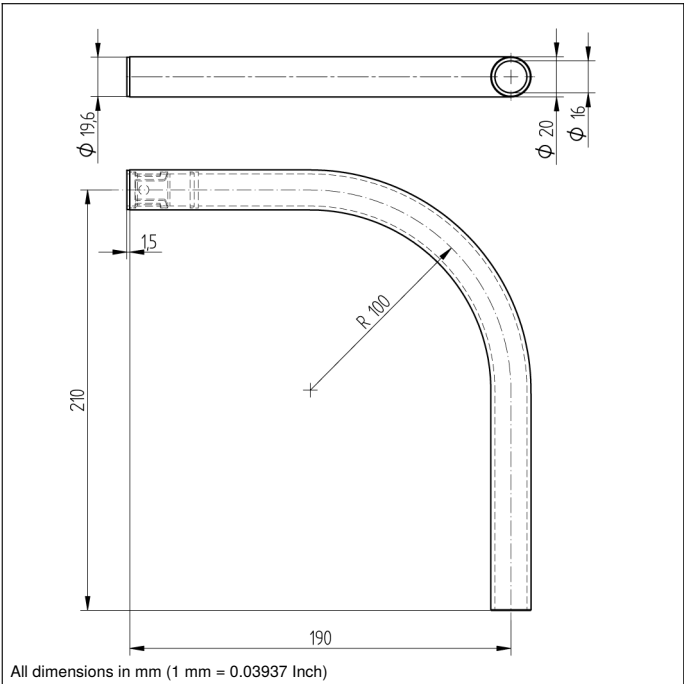

## Technical Data

Mechanical Data	
Material	Stainless Steel 316L
Material Sealing	Silicone (FDA)
Tube Length (L)	350 mm
Degree of Protection	IP68/IP69K
with threaded cable gland IP68/IP69K	no



- Hygienic design makes it easy to clean
- Made with food safe materials that are FDA approved
- Resistant to cleaning agents
- Waterproof (IP68/IP69K)

InoxSens is the hygiene series from wenglor. The InoxSens mounting tubes are also part of this complete system, which is seamlessly integrated into the machine. The stainless steel tubes made of V4A (1.4404/316L) are corrosion-free and resistant to cleaning agents, and they provide IP68/IP69K protection for all standard connector cables. The mounting tubes are available in straight and angled versions, as well as with threaded cable gland IP69K. The InoxLock set is also available separately for assembly by the customer.





	Part Number	ZMRI0402
Packaging unit	1 Piece	
Hygienic Design	●	
Detergent resistant	●	
Mounting Number	490	500
Suitable Mounting Technology No.	140	

Connection Diagrams page 92



# Mounting Tube

with InoxLock

InoxSens

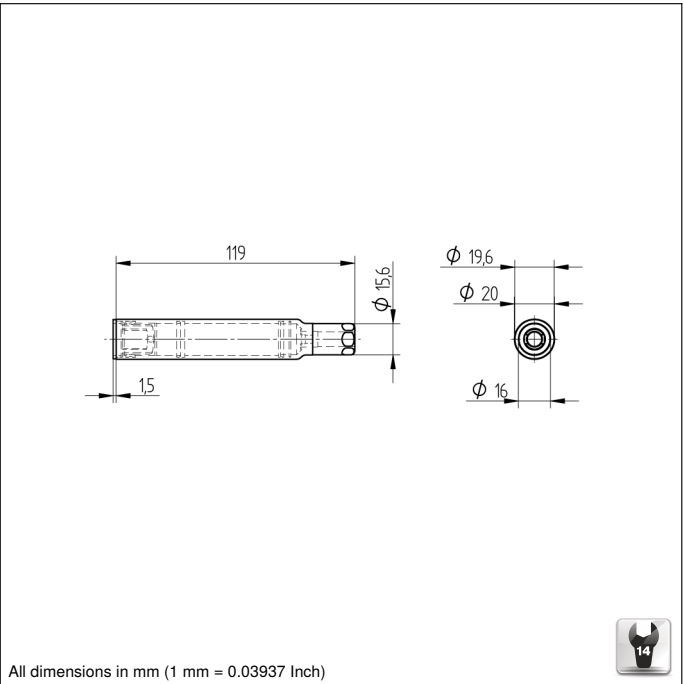

## Technical Data

Mechanical Data	
Material	Stainless Steel 316L
Material Sealing	Silicone (FDA)
Tube Length (L)	119 mm
Degree of Protection	IP68/IP69K
with threaded cable gland IP68/IP69K	yes
For cable diameter	3...6,5 mm



- Hygienic design makes it easy to clean
- Made with food safe materials that are FDA approved
- Resistant to cleaning agents
- Waterproof (IP68/IP69K)

InoxSens is the hygiene series from wenglor. The InoxSens mounting tubes are also part of this complete system, which is seamlessly integrated into the machine. The stainless steel tubes made of V4A (1.4404/316L) are corrosion-free and resistant to cleaning agents, and they provide IP68/IP69K protection for all standard connector cables. The mounting tubes are available in straight and angled versions, as well as with threaded cable gland IP69K. The InoxLock set is also available separately for assembly by the customer.




Suitable for straight cables.



	Part Number	ZMRI0101
Packaging unit	1 Piece	
Hygienic Design	●	
Detergent resistant	●	
Mounting Number	490	500
Suitable Mounting Technology No.	140	

Connection Diagrams page 92



# Mounting Console

for Ø 20 mm

InoxSens

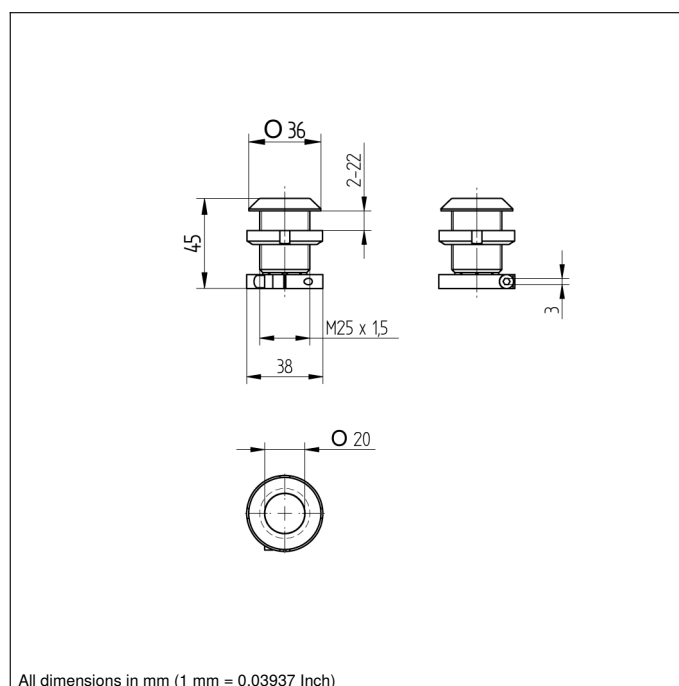

## Technical Data

Mechanical Data	
Material	Stainless Steel 316L
Material Sealing	Silicone (FDA)
Material O-Ring	FPM (FDA)
Degree of Protection	IP68/IP69K



- Hygienic design makes it easy to clean
- Made with food safe materials that are FDA approved
- Resistant to cleaning agents



InoxSens is the hygiene series from wenglor. In addition to numerous other components, the InoxSens mounting console is also part of this complete system, which is seamlessly integrated into the machine. InoxSens sensors and mounting tubes can be fed through the system's side panel and mounted in a gap-free fashion with the help of the mounting console.





	Part Number
	ZMKI10001
Packaging unit	1 Piece
Hygienic Design	●
Detergent resistant	●
Mounting Number	140

Connection Diagrams page 92



# Mounting Console

for Ø 20 mm

InoxSens

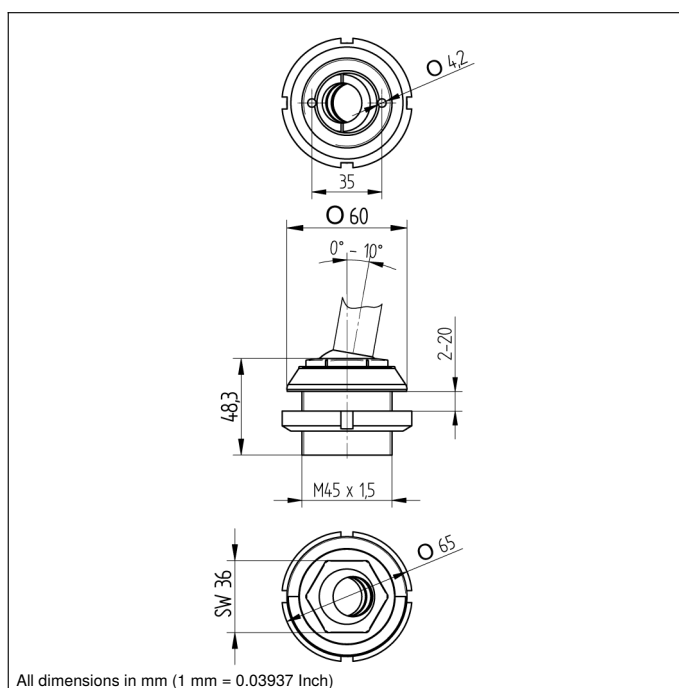
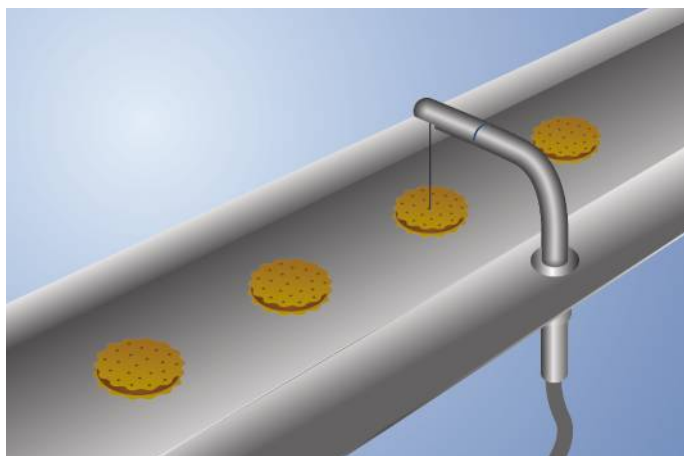
## Technical Data

Mechanical Data	
Material	Stainless Steel 316L
Material Sealing	Silicone (FDA)
Material O-Ring	FPM (FDA)
Material Ball	PTFE (FDA)
Angle compensation	10 °
Degree of Protection	IP68/IP69K



- For angle compensation
- Hygienic design makes it easy to clean
- Made with food safe materials that are FDA approved
- Resistant to cleaning agents



InoxSens is the hygiene series from wenglor. In addition to numerous other components, the InoxSens mounting console is also part of this complete system, which is seamlessly integrated into the machine. InoxSens sensors and mounting tubes can be fed through the system's side panel and mounted in a gap-free fashion with the help of the mounting console. Sensors can even be mounted to inclined surfaces, and can be quickly and easily adjusted thanks to angle compensation of up to 10°.





	Part Number
	ZMKI10002
Packaging unit	1 Piece
Hygienic Design	●
Detergent resistant	●
Mounting Number	140

Connection Diagrams page 92



# Mounting Clamp


for Ø 20 mm

InoxSens

## Technical Data

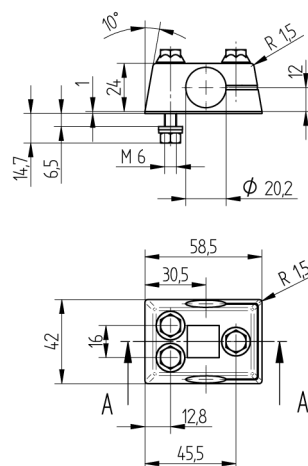
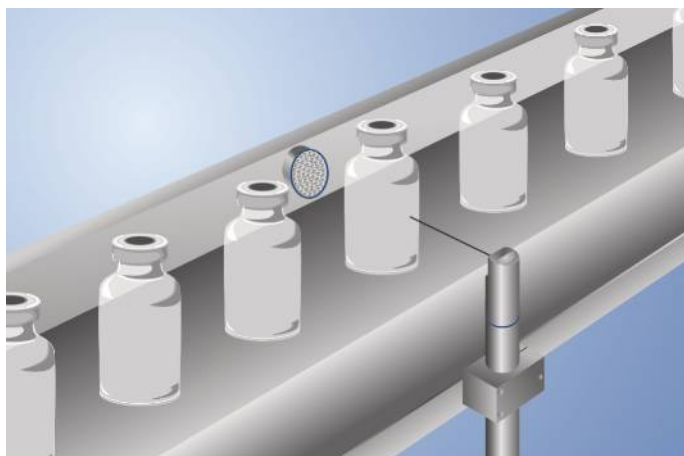
### Mechanical Data

Material	Stainless Steel 316L
Material Sealing	EPDM (FDA)



- Hygiene-compatible screws included in delivery
- Hygienic design makes it easy to clean
- Made with food safe materials that are FDA approved
- Resistant to cleaning agents

InoxSens is the hygiene series from wenglor. The InoxSens mounting clamp is also part of this complete system, which is seamlessly integrated into the machine. The clamp allows you to install the InoxSens sensors and mounting tubes in your installation using hygiene-compatible materials.





All dimensions in mm (1 mm = 0.03937 Inch)



	Part Number
	ZMSI10002
Scope of delivery	3 screws
Packaging unit	1 Piece
Hygienic Design	●
Detergent resistant	●
Mounting Number	140

Connection Diagrams page 92



# Reflector

in Stainless Steel Protection Housing

InoxSens

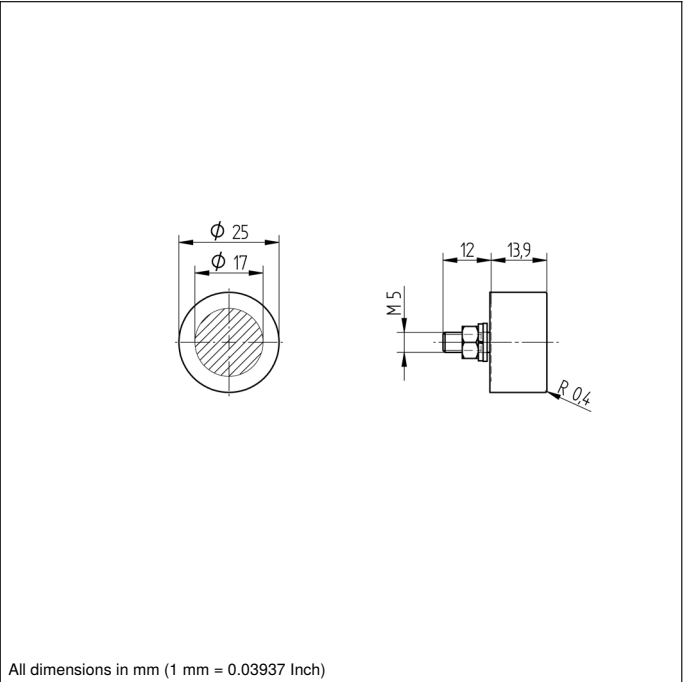
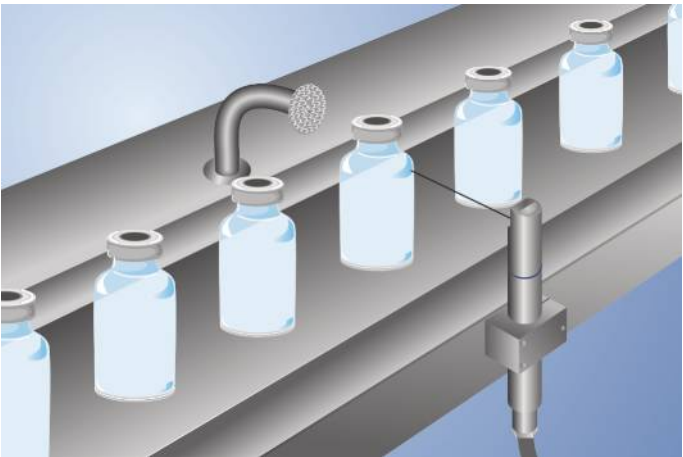
## Technical Data

Mechanical Data	
Structure	Microstructure
Material	Stainless Steel 316L
Material Sealing	Silicone (FDA)
Degree of Protection	IP68/IP69K
Temperature Range	-20...60 °C






- Cost-saving mounting
- Hygienic design makes it easy to clean
- Made with food safe materials that are FDA approved
- Resistant to cleaning agents

InoxSens is the hygiene series from wenglor. Together with other components, wenglor's InoxSens reflectors in stainless steel protection housing are part of this complete system which is seamlessly integrated into the machine. The reflectors are furnished with IP68 and IP69K protection and are attached using either InoxLock or fixing screws.



	Part Number	Z90R001	ZRMS02S01	ZRMS02I01
Packaging unit		1 Piece	1 Piece	1 Piece
Hygienic Design		●	●	●
Detergent resistant		●	●	●
Mounting Type		Fixing Screw	Fixing Screw	InoxLock
Disk Material		PMMA (FDA)	Glass	Glass
Suitable Mounting Technology No.				490

Connection Diagrams page 92



# Reflector

in Stainless Steel Protection Housing

InoxSens

## Technical Data

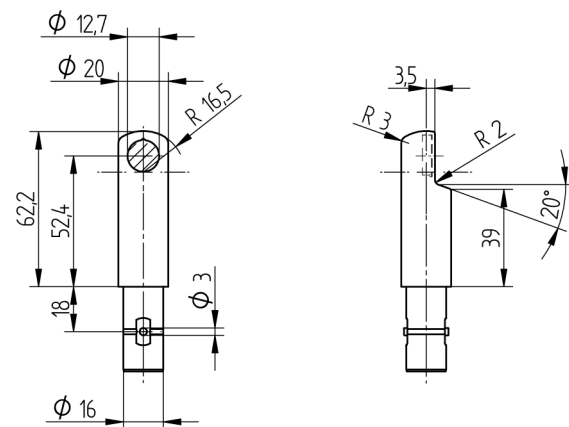
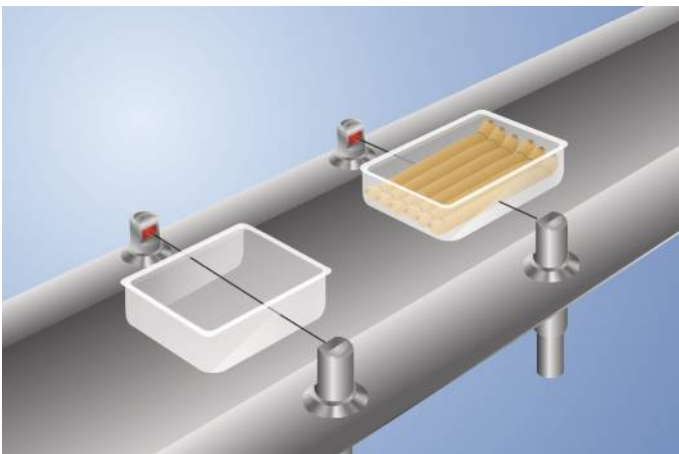
### Mechanical Data

Structure	Continuous Structure
Mounting Type	InoxLock
Material	Stainless Steel 316L
Degree of Protection	IP68/IP69K
Temperature Range	-25...70 °C
Disk Material	PMMA (FDA)



- Cost-saving mounting
- Hygienic design makes it easy to clean
- Made with food safe materials that are FDA approved
- Resistant to cleaning agents


InoxSens is the hygiene series from wenglor. Together with other components, wenglor's InoxSens reflectors in stainless steel protection housing are part of this complete system which is seamlessly integrated into the machine. The reflectors are furnished with IP68 and IP69K protection and are attached using either InoxLock or a mounting console for 20 mm.



All dimensions in mm (1 mm = 0.03937 Inch)

	Part Number	ZRDS01R01
Packaging unit		1 Piece
Hygienic Design		●
Detergent resistant		●
Suitable Mounting Technology No.		140 490

Connection Diagrams page 92



# Protection Housing

InoxSens

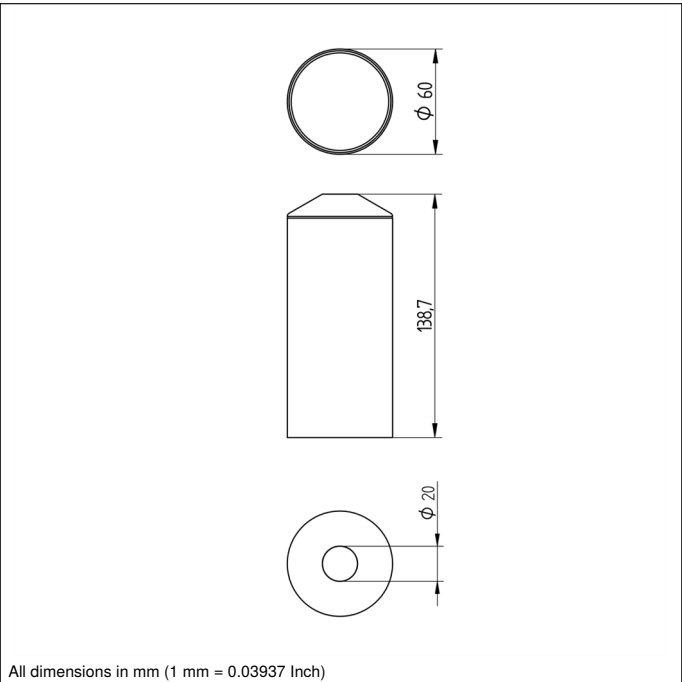
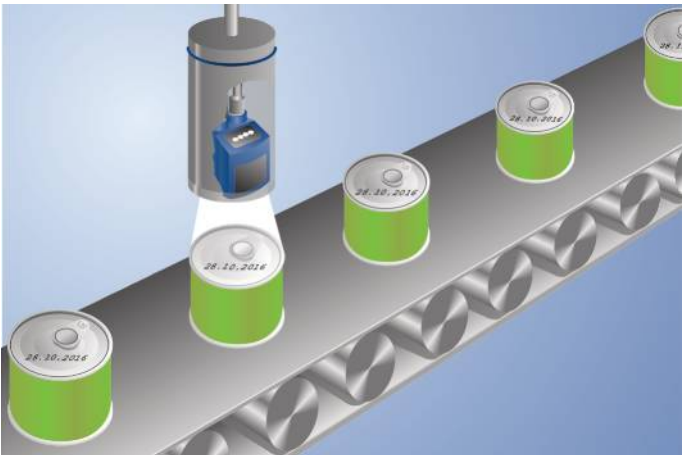
## Technical Data

Mechanical Data	
Material	Stainless Steel 316L
Degree of Protection	IP68/IP69K
Material Sealing	Silicone (FDA)
Mounting Type	Mounting Tube



- Hygienic design makes it easy to clean
- Integrates time tested wenglor products
- Made with food safe materials that are FDA approved
- Resistant to cleaning agents

InoxSens is the hygiene series from wenglor. In conjunction with InoxSens protection housing, numerous wenglor products are also suitable for heavy-cleaning areas, such as: OCR readers, illumination, scanners, color sensors, luminescence sensors, print mark sensors, reflex sensors for measuring tasks and reflex sensors for contrast recognition. In addition to a high level of protection, the InoxSens protection housing also provides optimized heat dissipation.



Temperature range depends on the installed sensor.  
Suitable for straight cables.



	Part Number	ZSV-02-01	ZSV-03-01
Packaging unit		1 Piece	1 Piece
Optic Cover		PMMA (FDA)	Glass
Mounting Number		510	510
Suitable Mounting Technology No.		500	500

Connection Diagrams page 92



## Complementary Products

Mounting Bracket ZMW0M0001

Mounting Bracket ZMW0P0001

Mounting Bracket ZMWBV0001

Mounting Bracket ZMWFI0001

# Protection Housing

InoxSens

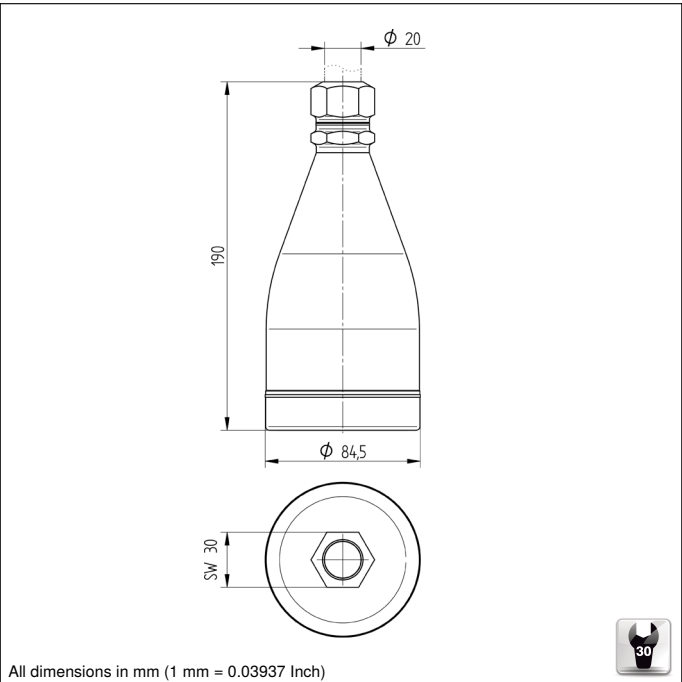

## Technical Data

Mechanical Data	
Material	Stainless Steel 316L
Degree of Protection	IP69K
Material Sealing	Silicone (FDA)
Mounting Type	Mounting Tube



- Hygienic design makes it easy to clean
- Integrates time tested wenglor products
- Made with food safe materials that are FDA approved
- Resistant to cleaning agents

InoxSens is wenglor's hygienic product range. In combination with the InoxSens protective housing, numerous wenglor products are suitable for cleaning-intensive environments, e.g. Smart Cameras, Vision Sensors, Scanners and High-Performance Distance Sensors. In addition to high levels of protection, the InoxSens protective housing also assures optimized heat dissipation.



Temperature range depends on the installed sensor.  
Suitable for straight cables.

	Part Number	ZNNS001	ZNNS002
Packaging unit		1 Piece	1 Piece
Hygienic Design		●	●
Detergent resistant		●	●
Optic Cover		PMMA (FDA)	Glass
Mounting Number		511	511
Suitable Mounting Technology No.		500 501	500 501

Connection Diagrams page 92



## Complementary Products

Mounting Bracket ZNNX001

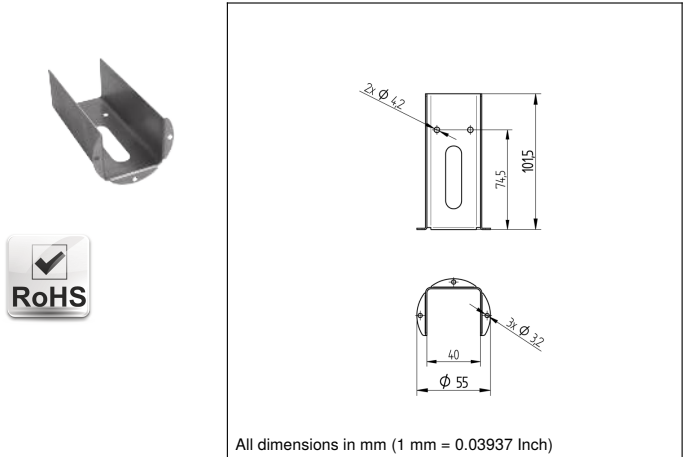
Mounting Bracket ZNNX002

Mounting Bracket ZNNX003

# Mounting Bracket

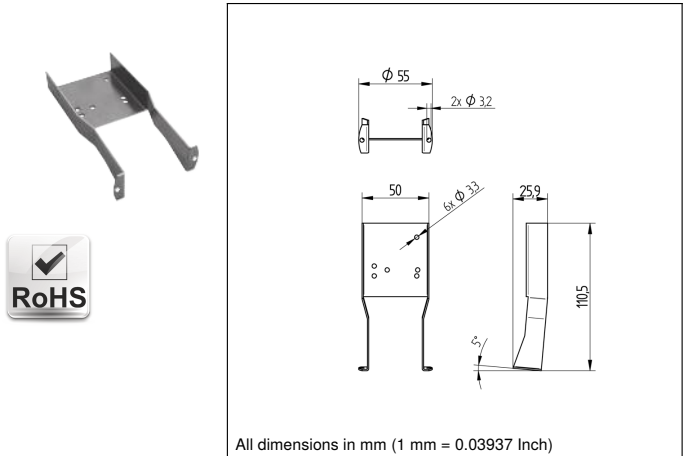
## Mounting Bracket for Bx40 and ZFSx08 in Protection Housing Part Number ZMWBV0001

Mechanical Data	
Material	Aluminum
Packaging unit	1 Piece
Suitable Mounting Technology No.	510



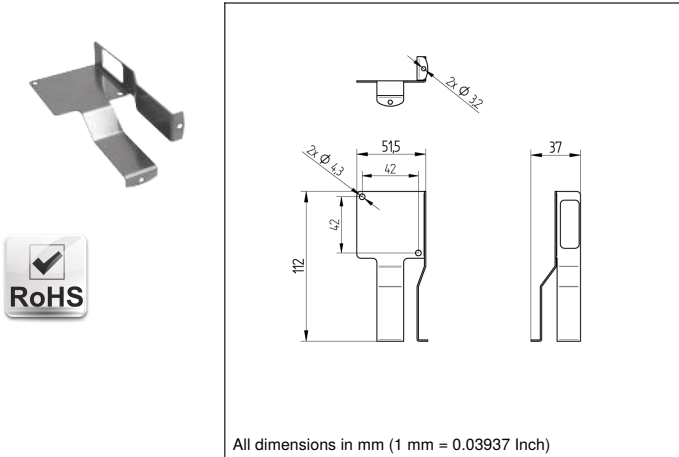
## Mounting Bracket for Scanner (<46 × 54 mm) in Protection Housing Part Number ZMWFI0001

Mechanical Data	
Material	Aluminum
Packaging unit	1 Piece
Suitable Mounting Technology No.	510



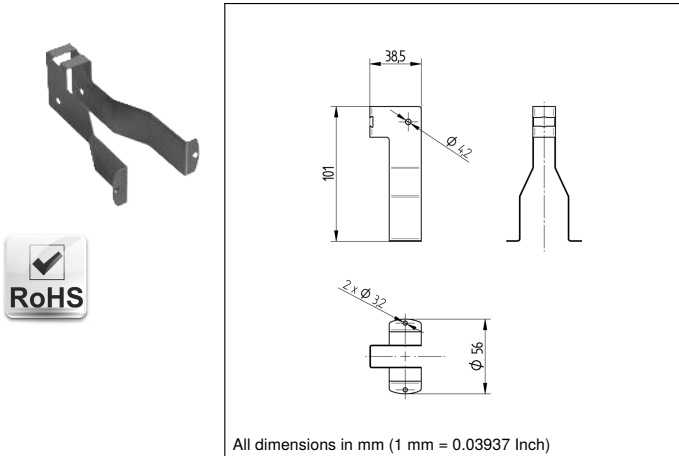
## Mounting Bracket for 50 × 50 × 20 mm in Protection Housing Part Number ZMW0P0001

Mechanical Data	
Material	Aluminum
Packaging unit	1 Piece
Suitable Mounting Technology No.	510



## Mounting Bracket for 54,5 × 27 × 16 mm in Protection Housing Part Number ZMW0M0001

Mechanical Data	
Material	Aluminum
Packaging unit	1 Piece
Suitable Mounting Technology No.	510



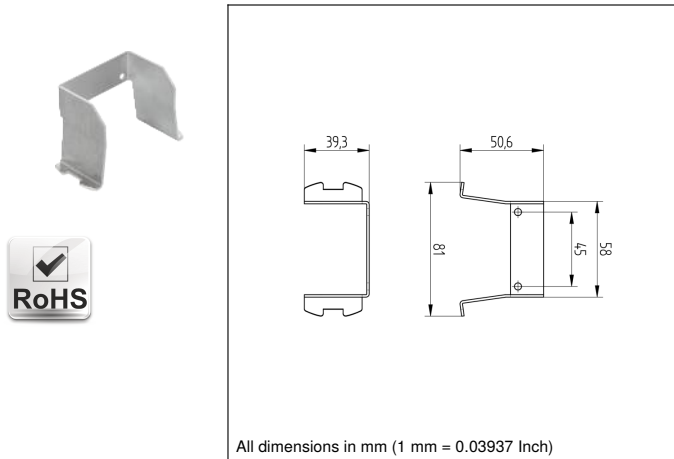
## Mounting Bracket for weQube in Protection Housing Part Number ZNNX001

### Mechanical Data

Material Aluminum

Packaging unit 1 Piece

Suitable Mounting Technology No. **511**



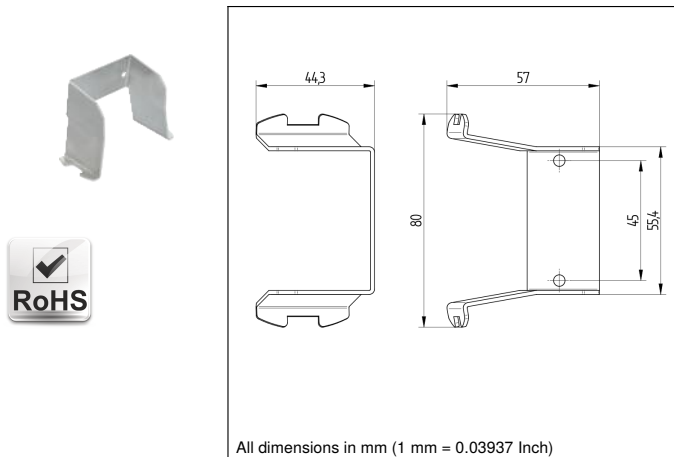
## Mounting Bracket for 29 × 60 × 52 mm in Protection Housing Part Number ZNNX003

### Mechanical Data

Material Aluminum

Packaging unit 1 Piece

Suitable Mounting Technology No. **511**



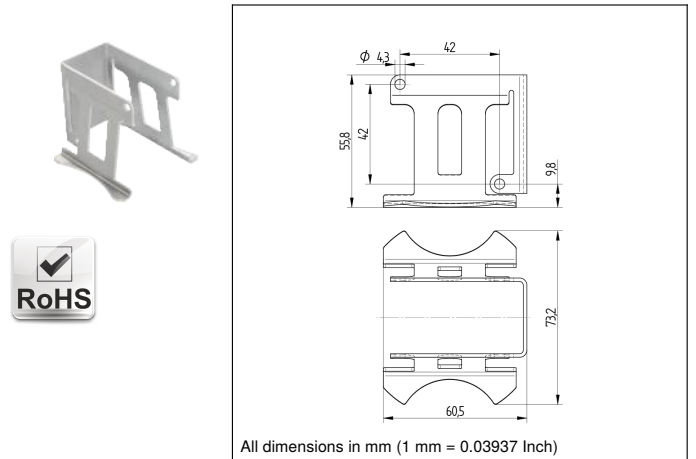
## Mounting Bracket for 50 × 50 × 30 mm in Protection Housing Part Number ZNNX002

### Mechanical Data

Material Aluminum

Packaging unit 1 Piece

Suitable Mounting Technology No. **511**

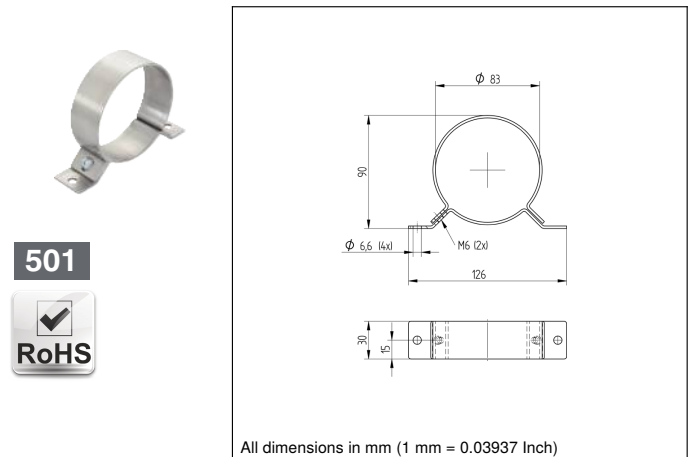


## Mounting for Protection Housing ZNNS00x Part Number ZNNM002

### Mechanical Data

Material Stainless Steel V2A


Packaging unit 1 Piece




# Cable gland

for Protection Housing ZNNS00x

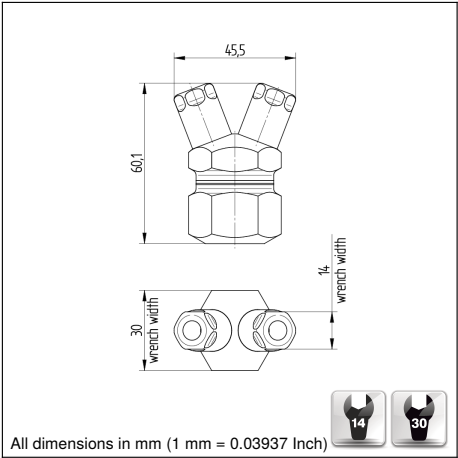
Cable gland for Protection Housing ZNNS00x  
Part Number ZNNG027



**InoxSens**



RoHS



All dimensions in mm (1 mm = 0.03937 Inch)

Mechanical Data	
Temperature Range	-20...100 °C
Material	Stainless Steel
Material Sealing	Silicone (FDA)
Degree of Protection	IP69K
with threaded cable gland IP69K	yes
For cable diameter	3...6,5 mm
Packaging unit	1 Piece
Hygienic Design	<input checked="" type="checkbox"/>
Detergent resistant	<input checked="" type="checkbox"/>

Suitable for straight cables.



# Connection Diagrams

## Legend

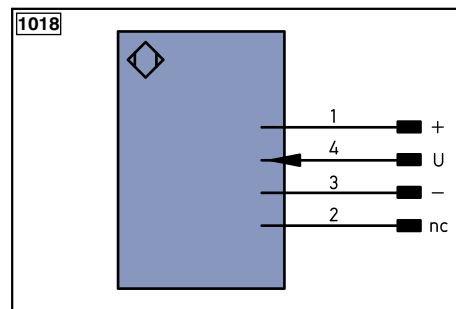
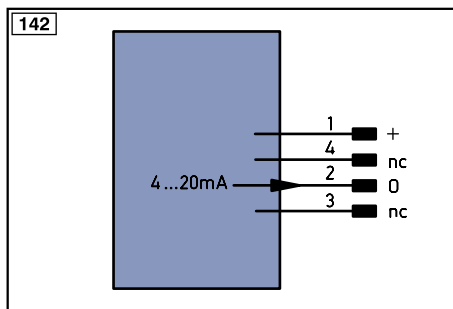
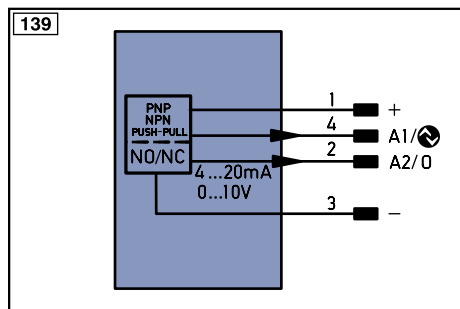
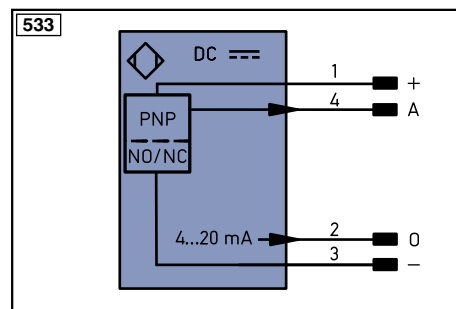
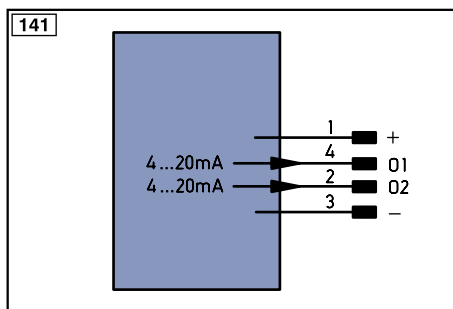
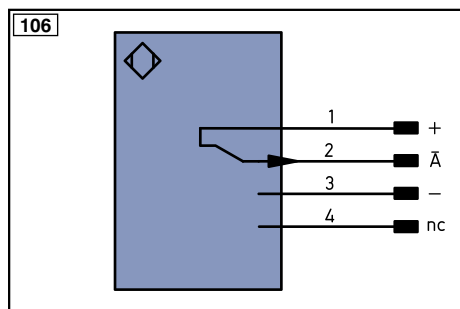
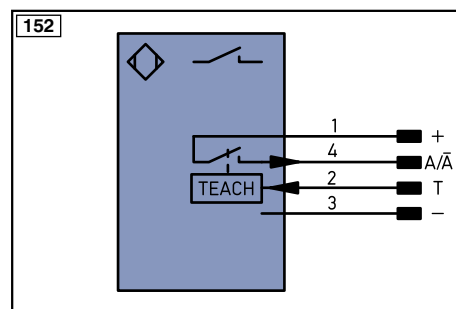
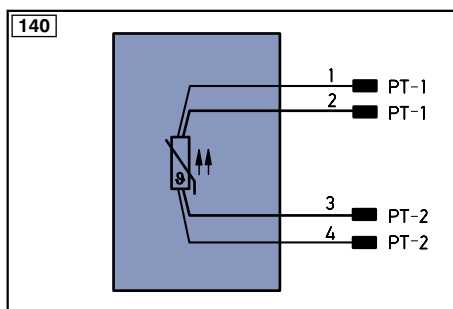
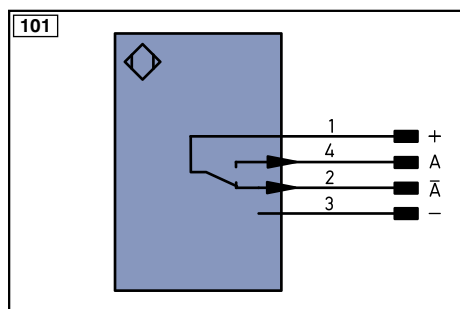
+	Supply Voltage +
-	Supply Voltage 0 V
~	Supply Voltage (AC Voltage)
A	Switching Output (NO)
$\bar{A}$	Switching Output (NC)
V	Contamination/Error Output (NO)
$\bar{V}$	Contamination/Error Output (NC)
E	Input (analog or digital)
T	Teach Input
Z	Time Delay (activation)
S	Shielding
RxD	Interface Receive Path
TxD	Interface Send Path
RDY	Ready
GND	Ground
CL	Clock
E/A	Output/Input programmable
	IO-Link
PoE	Power over Ethernet
IN	Safety Input
OSSD	Safety Output
Signal	Signal Output
BI_D+/-	Ethernet Gigabit bidirect. data line (A-D)
EN0RS422	Encoder 0-pulse 0-0 (TTL)

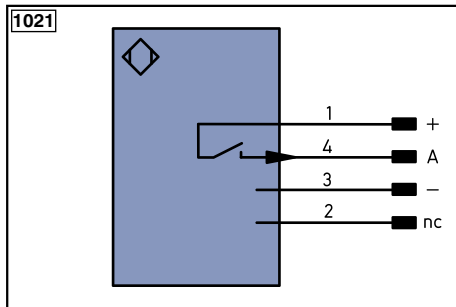
PT	Platinum measuring resistor
nc	not connected
U	Test Input
$\bar{U}$	Test Input inverted
W	Trigger Input
O	Analog Output
O-	Ground for the Analog Output
BZ	Block Discharge
AMV	Valve Output
a	Valve Control Output +
b	Valve Control Output 0 V
SY	Synchronization
E+	Receiver-Line
S+	Emitter-Line
$\pm$	Grounding
SnR	Switching Distance Reduction
Rx+/-	Ethernet Receive Path
Tx+/-	Ethernet Send Path
Bus	Interfaces-Bus A(+)/B(-)
La	Emitted Light disengageable
Mag	Magnet activation
RES	Input confirmation
EDM	Contactor Monitoring
ENAR5422	Encoder A/ $\bar{A}$ (TTL)
ENBR5422	Encoder B/ $\bar{B}$ (TTL)

ENa	Encoder A
ENb	Encoder B
AMIN	Digital output MIN
AMAX	Digital output MAX
AOK	Digital output OK
SY In	Synchronization In
SY OUT	Synchronization OUT
OLT	Brightness output
M	Maintenance

## Wire Colors according to DIN IEC 757

BK	Black
BN	Brown
RD	Red
OG	Orange
YE	Yellow
GN	Green
BU	Blue
VT	Violet
GY	Grey
WH	White
PK	Pink
GNYE	Green/Yellow





Part Number		Page
<b>FFXF001</b>	Flow Sensor	<b>49</b>
<b>FFXF002</b>	Flow Sensor	<b>49</b>
<b>FFXP001</b>	Pressure Sensor	<b>47</b>
<b>FFXP002</b>	Pressure Sensor	<b>47</b>
<b>FFXP003</b>	Pressure Sensor	<b>47</b>
<b>FFXT001</b>	Temperature Sensor	<b>61</b>
<b>FXDD001</b>	Temperature Sensor	<b>67</b>
<b>FXDD002</b>	Temperature Sensor	<b>67</b>
<b>FXDD101</b>	Temperature Sensor	<b>67</b>
<b>FXDD102</b>	Temperature Sensor	<b>67</b>
<b>FXDD103</b>	Temperature Sensor	<b>67</b>
<b>FXFF001</b>	Flow Sensor	<b>51</b>
<b>FXFF002</b>	Flow Sensor	<b>51</b>
<b>FXFF003</b>	Flow Sensor	<b>57</b>
<b>FXFF004</b>	Flow Sensor	<b>57</b>
<b>FXFF005</b>	Flow Sensor	<b>55</b>
<b>FXFF101</b>	Flow Sensor	<b>53</b>
<b>FXFF102</b>	Flow Sensor	<b>53</b>
<b>FXFF103</b>	Flow Sensor	<b>59</b>
<b>FXFF104</b>	Flow Sensor	<b>59</b>
<b>FXTT001</b>	Temperature Sensor	<b>63</b>
<b>FXTT002</b>	Temperature Sensor	<b>63</b>
<b>FXTT003</b>	Temperature Sensor	<b>65</b>
<b>FXTT004</b>	Temperature Sensor	<b>65</b>
<b>IB040DE65UB3</b>	Inductive Sensor	<b>40</b>
<b>IB040DE65UD3</b>	Inductive Sensor	<b>40</b>
<b>IB060SE65UB3</b>	Inductive Sensor	<b>41</b>
<b>IB060SE65UD3</b>	Inductive Sensor	<b>41</b>
<b>IW080DE65UA3</b>	Inductive Sensor	<b>42</b>
<b>IW120SE65UA3</b>	Inductive Sensor	<b>43</b>
<b>IX150DE65UA3</b>	Inductive Sensor	<b>44</b>
<b>IX250SE65UA3</b>	Inductive Sensor	<b>45</b>
<b>OEII403C0103</b>	Through-Beam Sensor	<b>29</b>
<b>OEII403C0203</b>	Through-Beam Sensor	<b>33</b>
<b>OHI122C0103</b>	Reflex Sensor	<b>21</b>
<b>OHI122C0203</b>	Reflex Sensor	<b>21</b>
<b>OHII102C0103</b>	Reflex Sensor	<b>17</b>
<b>OHII102C0203</b>	Reflex Sensor	<b>17</b>
<b>OHII102C0303</b>	Reflex Sensor	<b>19</b>
<b>OKI403C0103</b>	Retro-Reflex Sensor	<b>23</b>
<b>OKI403C0203</b>	Retro-Reflex Sensor	<b>23</b>
<b>OKII403C0103</b>	Retro-Reflex Sensor	<b>25</b>
<b>OKII403C0203</b>	Retro-Reflex Sensor	<b>25</b>
<b>OKII403C0303</b>	Retro-Reflex Sensor	<b>27</b>
<b>OSII403Z0103</b>	Through-Beam Sensor	<b>29</b>
<b>OSII403Z0203</b>	Through-Beam Sensor	<b>33</b>
<b>OTII802C0103</b>	Reflex Sensor	<b>13</b>
<b>OTII802C0203</b>	Reflex Sensor	<b>13</b>

Part Number		Page
<b>OTII802C0303</b>	Reflex Sensor	<b>15</b>
<b>P1GE001</b>	Through-Beam Sensor	<b>31</b>
<b>P1GE002</b>	Through-Beam Sensor	<b>31</b>
<b>P1HJ001</b>	Fork Sensor	<b>37</b>
<b>P1HJ002</b>	Fork Sensor	<b>39</b>
<b>P1HJ004</b>	Fork Sensor	<b>37</b>
<b>P1HJ005</b>	Fork Sensor	<b>39</b>
<b>P1HJ006</b>	Fork Sensor	<b>35</b>
<b>P1HJ007</b>	Fork Sensor	<b>35</b>
<b>Z90R001</b>	Reflector	<b>81</b>
<b>ZMKII0001</b>	Mounting Console	<b>75</b>
<b>ZMKII0002</b>	Mounting Console	<b>77</b>
<b>ZMRII0101</b>	Mounting Tube	<b>73</b>
<b>ZMRII0102</b>	Mounting Tube	<b>69</b>
<b>ZMRII0401</b>	Mounting Tube	<b>69</b>
<b>ZMRII0402</b>	Mounting Tube	<b>71</b>
<b>ZMSII0002</b>	Mounting Clamp	<b>79</b>
<b>ZMW0M0001</b>	Mounting Bracket	<b>88</b>
<b>ZMW0P0001</b>	Mounting Bracket	<b>88</b>
<b>ZMWBV0001</b>	Mounting Bracket	<b>88</b>
<b>ZMWF10001</b>	Mounting Bracket	<b>88</b>
<b>ZNNG027</b>	Cable gland	<b>90</b>
<b>ZNNM002</b>	Mounting	<b>89</b>
<b>ZNNS001</b>	Protection Housing	<b>87</b>
<b>ZNNS002</b>	Protection Housing	<b>87</b>
<b>ZNNX001</b>	Mounting Bracket	<b>89</b>
<b>ZNNX002</b>	Mounting Bracket	<b>89</b>
<b>ZNNX003</b>	Mounting Bracket	<b>89</b>
<b>ZRDS01R01</b>	Reflector	<b>83</b>
<b>ZRMS02I01</b>	Reflector	<b>81</b>
<b>ZRMS02S01</b>	Reflector	<b>81</b>
<b>ZSV-02-01</b>	Protection Housing	<b>85</b>
<b>ZSV-03-01</b>	Protection Housing	<b>85</b>